

**LOADER CRANE**  
**PK 34002 SH**



THE NEW PALCOM P7

MORE COMFORT WITH SRC



# LOADER CRANE PK 34002 SH

HOME

OVERVIEW

SPECIAL FEATURES

VIDEO

ABOUT US

## EVERYTHING UNDER CONTROL. THE NEW PALCOM P7

When PALFINGER combines its customers' demands and all of the company's expertise into a single product, the outcome can only be revolutionary: the new PALCOM P7, PALFINGER's first in-house development in the field of loader crane remote controls. Ergonomically designed and packed to the hilt with innovative control functions and safety features, this remote control system enables effortless, safe and easy operation.

**PALFINGER.COM**



THE NEW PALCOM P7

MORE COMFORT WITH SRC



# LOADER CRANE PK 34002 SH

HOME

OVERVIEW

SPECIAL FEATURES


VIDEO

ABOUT US

## ROPE WINCH OPERATION

The SRC (Synchronised Rope Control) system maintains a constant distance between the pulley head and the hook block. This advantage is particularly valuable in terms of ease of use for the operator, and it also noticeably improves the efficiency of any assignment.

**[PALFINGER.COM](http://PALFINGER.COM)**



THE NEW PALCOM P7

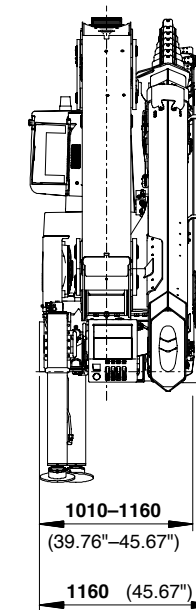
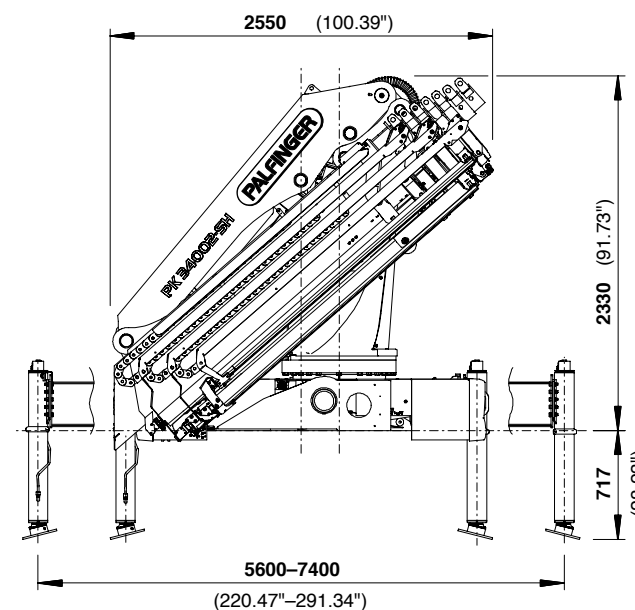
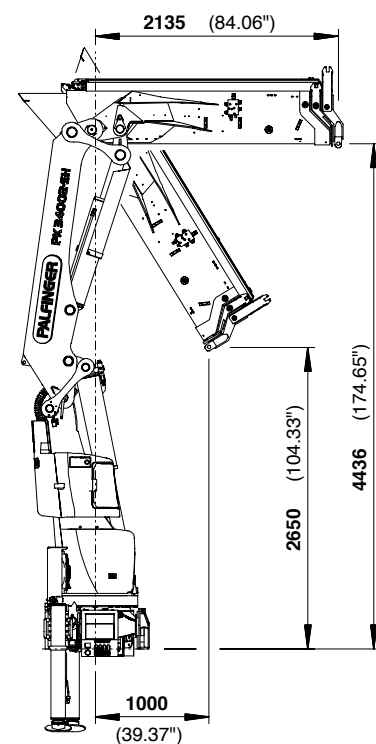
MORE COMFORT WITH SRC

# LOADER CRANE PK 34002 SH



## FUNCTIONAL DESIGN AND THE LATEST CONTROL TECHNOLOGY SET STANDARDS IN OPERATOR FRIENDLINESS AND COMFORT

- More lifting power due to S-HPLS
- Additional applications due to Power Link Plus
- More efficient and faster through continuous slewing system
- Increased operating times due to low-maintenance extension system
- Higher payloads due to intelligent lightweight design



# LOADER CRANE PK 34002 SH

## TECHNICAL SPECIFICATIONS

### TECHNICAL SPECIFICATIONS (EN 12999 HC1 HD5/B3)

Max. lifting moment	32.6 mt/320.0 kNm	236000 ft.lbs
Max. lifting capacity	10000 kg/98.1 kN	22050 lbs
Max. hydraulic outreach	21.3 m	69' 11"
Max. manual outreach	23.3 m	76' 5"
Max. outreach (with fly-jib)	29.4 m	96' 5"
Slewing angle	endless	
Slewing torque with 1 gear	3.3 mt/32.4 kNm	23880 ft.lbs
Slewing torque with 2 gears	4.0 mt/39.2 kNm	28940 ft.lbs
Stabiliser spread (std./max.)	5.6 m/18' 4"	7.4 m/24' 3"
Fitting space required (std.)	1.01 m	3' 4"
Width folded	2.55 m	8' 4"
Max. operating pressure	365 bar	5293 psi
Recommended pump capacity	from 90 l/min to 120 l/min	23.8 US gal./min 31.7 US gal./min
Dead weight (std.)	2931 kg	6460 lbs



# LOADER CRANE PK 34002 SH

HOME

OVERVIEW

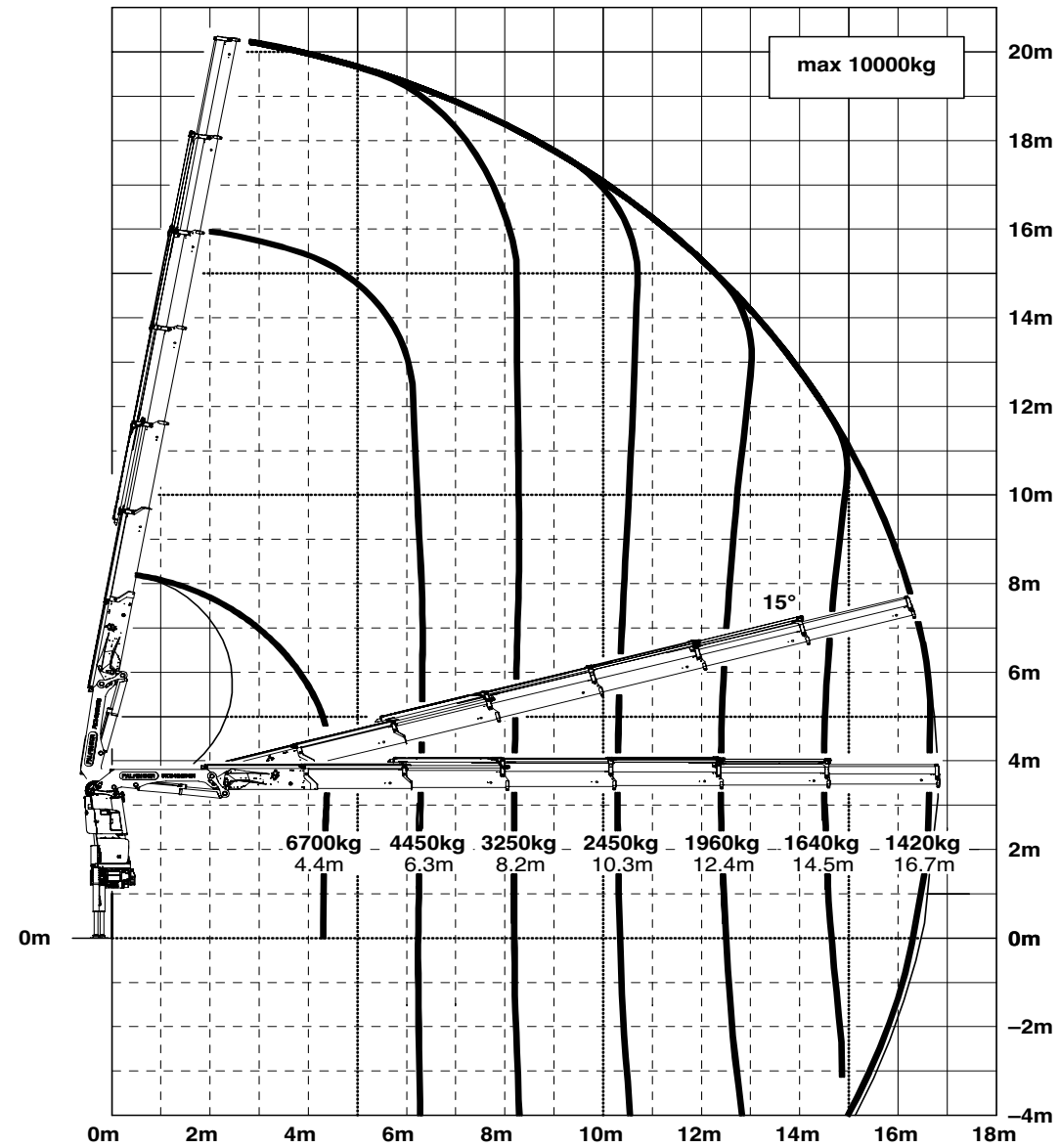
SPECIAL FEATURES

VIDEO

ABOUT US



E

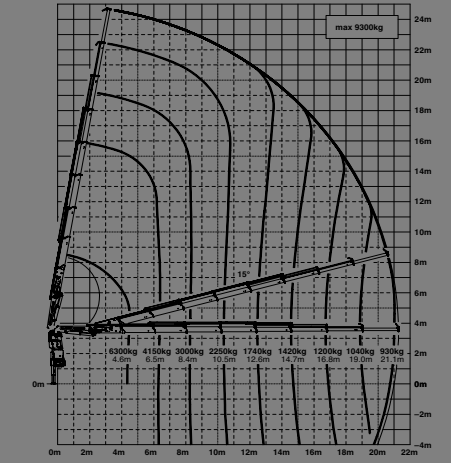
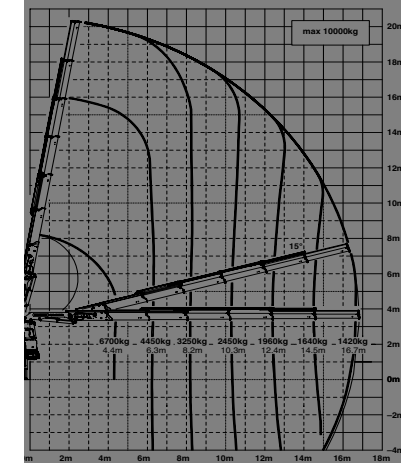


max.		10000 kg	22040 lbs
4.4 m	14' 5"	6700 kg	14800 lbs
6.3 m	20' 8"	4450 kg	9800 lbs
8.2 m	26' 11"	3250 kg	7100 lbs
10.3 m	33' 10"	2450 kg	5400 lbs
12.4 m	40' 8"	1960 kg	4350 lbs
14.5 m	47' 7"	1640 kg	3650 lbs
16.7 m	54' 9"	1420 kg	3150 lbs
18.8 m*	61' 8"	1200 kg	2700 lbs
21.0 m*	68' 11"	1000 kg	2200 lbs

POSSIBLE USES

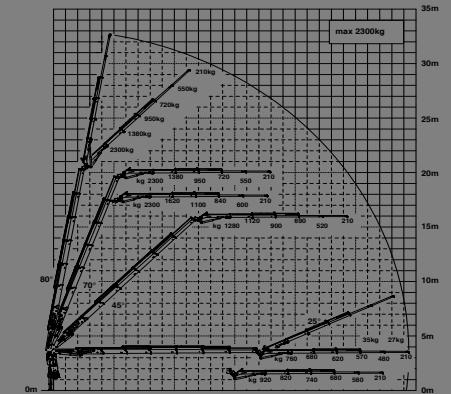
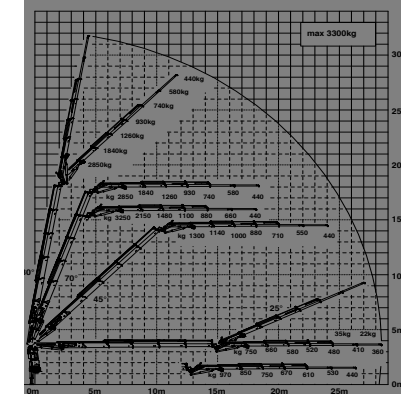
3)

G



PJ080C JV2 DPS PLUS

E PJ060B JV2 DPS PLUS



# LOADER CRANE PK 34002 SH

HOME

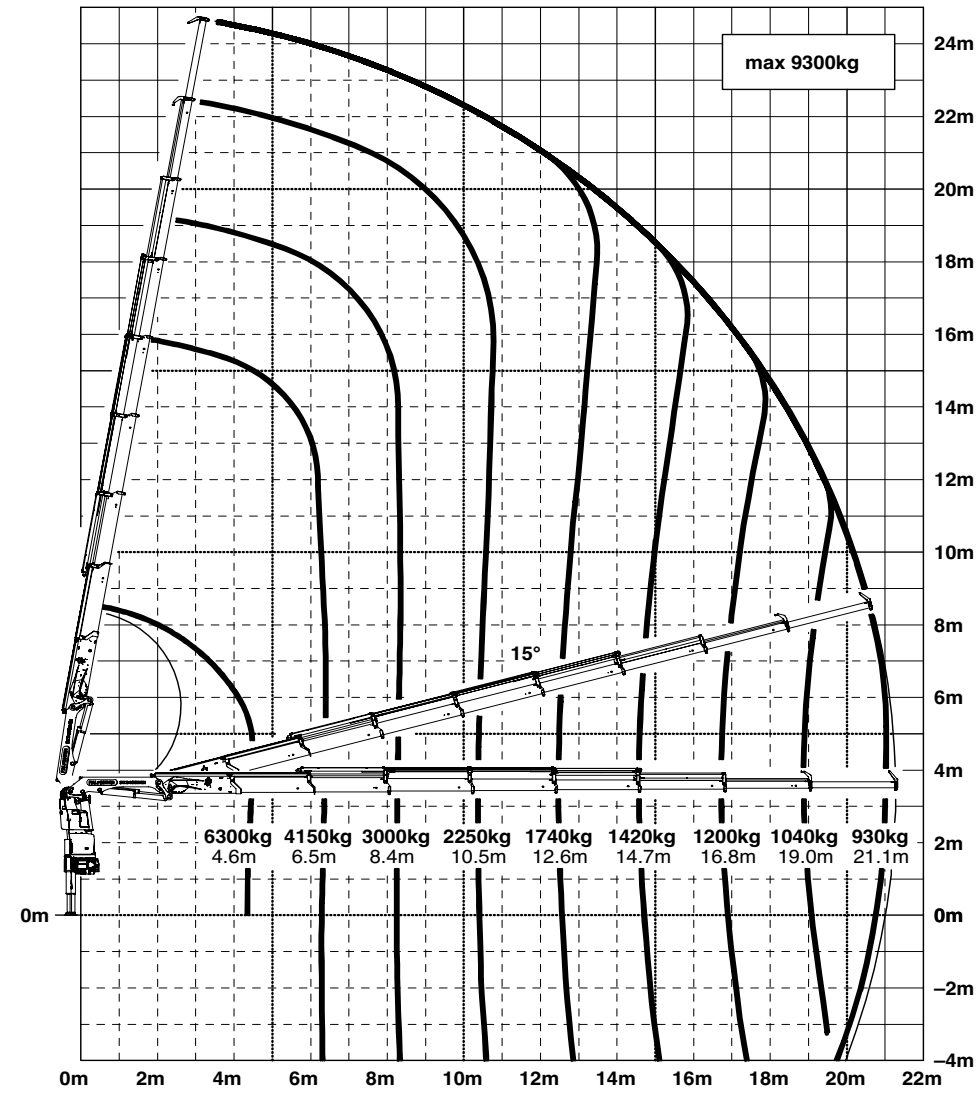
OVERVIEW

SPECIAL FEATURES

VIDEO

ABOUT US

G

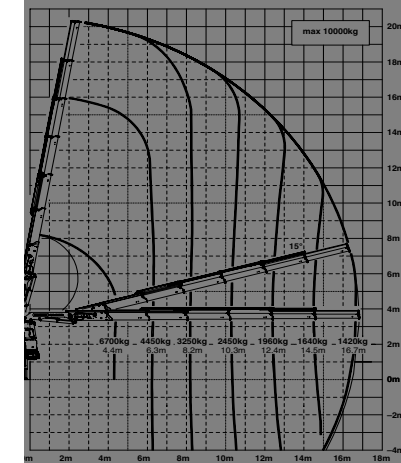


max.		9300 kg	20500 lbs
4.6 m	15' 1"	6300 kg	13900 lbs
6.5 m	21' 4"	4150 kg	9100 lbs
8.4 m	27' 7"	3000 kg	6600 lbs
10.5 m	34' 5"	2250 kg	4900 lbs
12.6 m	41' 4"	1740 kg	3850 lbs
14.7 m	48' 3"	1420 kg	3150 lbs
16.8 m	55' 1"	1200 kg	2650 lbs
19.0 m	62' 4"	1040 kg	2300 lbs
21.1 m	69' 3"	930 kg	2050 lbs
23.1 m*	75' 9"	570 kg	1260 lbs

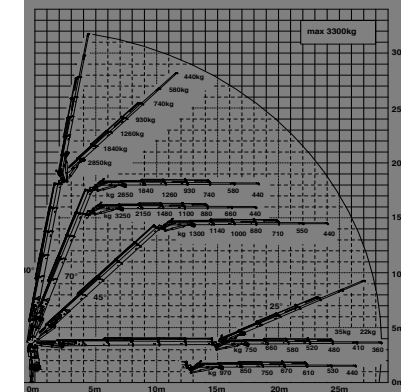
**PALFINGER**

POSSIBLE USES

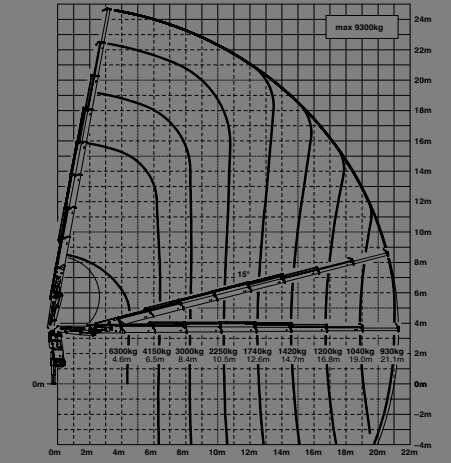
(3)



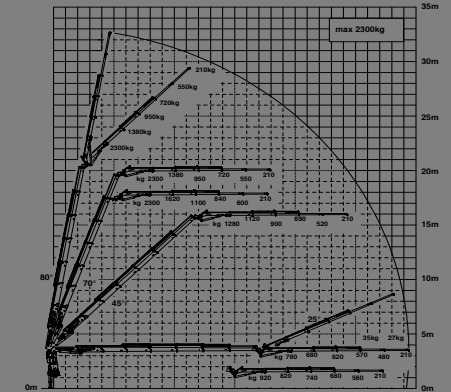
PJ080C JV2 DPS PLUS



G



E PJ060B JV2 DPS PLUS



# D PJ080C JV2 DPS PLUS

## LOADER CRANE PK 34002 SH

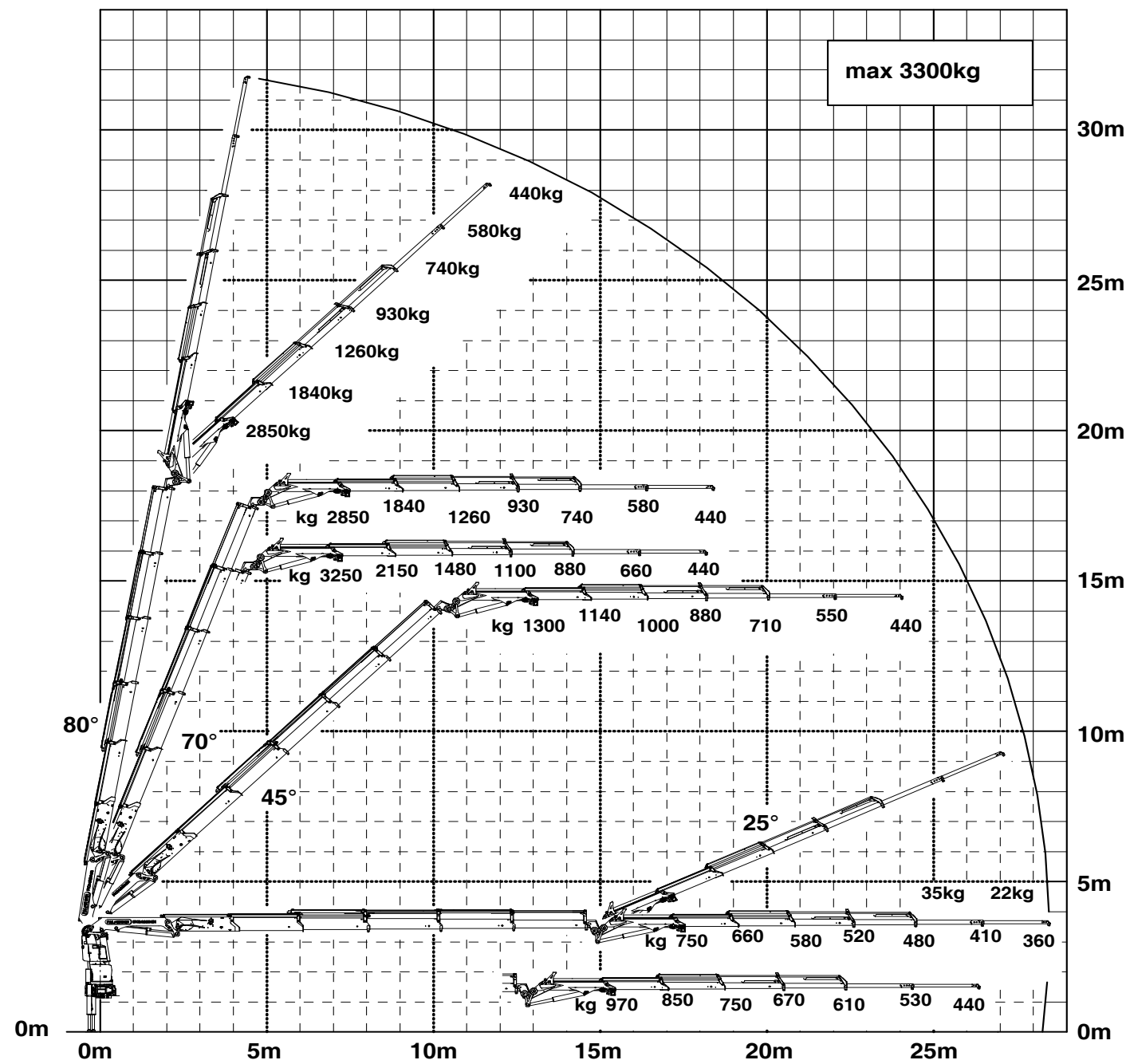
HOME

OVERVIEW

SPECIAL FEATURES

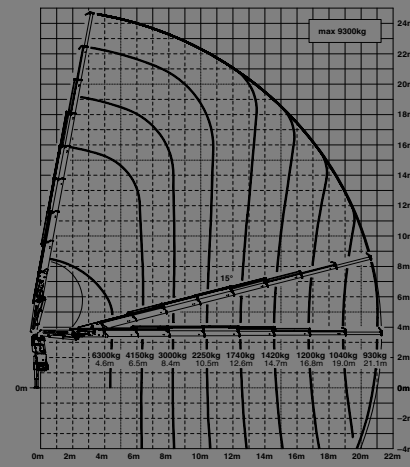
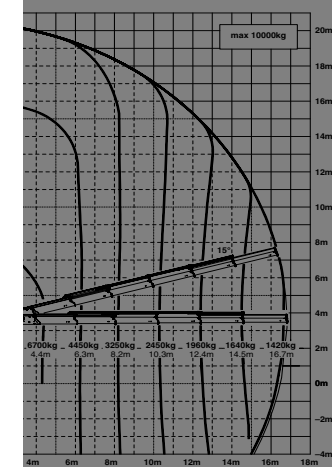
VIDEO

ABOUT US



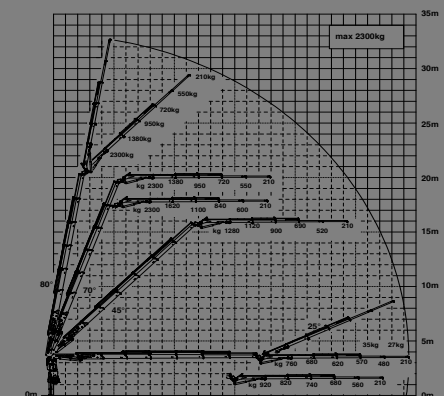
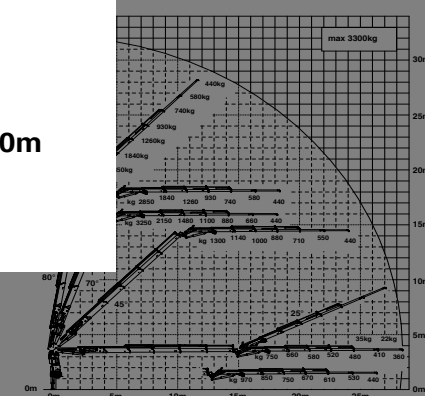
POSSIBLE USES

G



30C JV2 DPS PLUS

E PJ060B JV2 DPS PLUS





# E PJ060B JV2 DPS PLUS

## LOADER CRANE PK 34002 SH

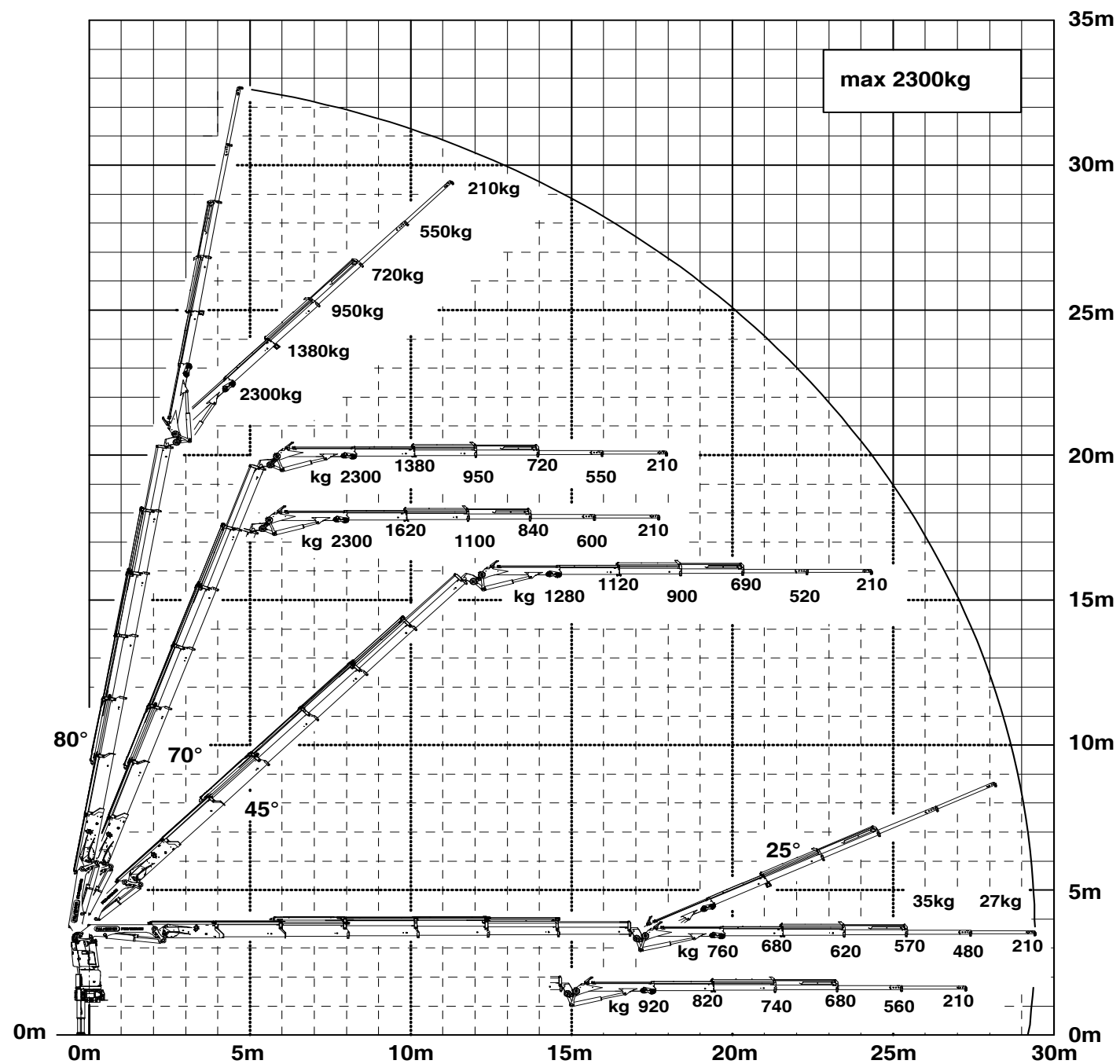
HOME

OVERVIEW

SPECIAL FEATURES

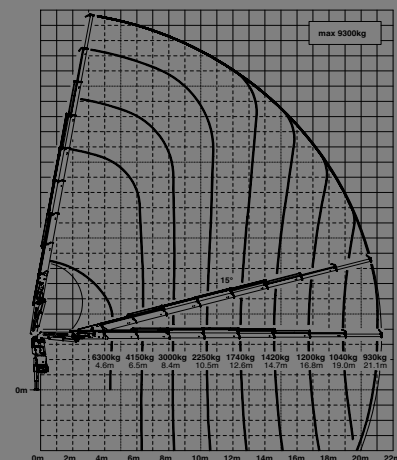
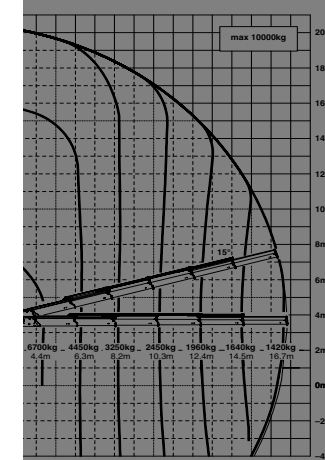
VIDEO

ABOUT US



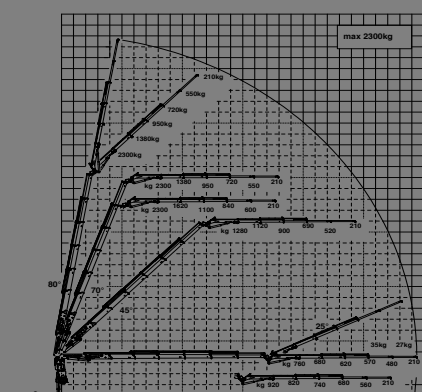
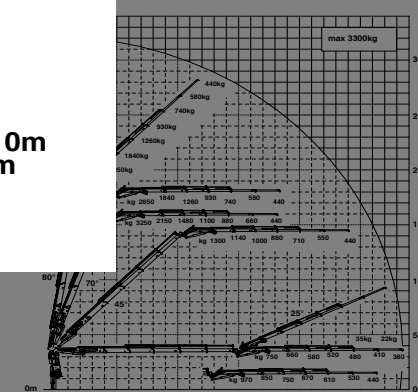
POSSIBLE USES

G



30C JV2 DPS PLUS

E PJ060B JV2 DPS PLUS



**LOADER CRANE**  
**PK 34002 SH**

**POSSIBLE USES**



# LOADER CRANE PK 34002 SH

POSSIBLE USES



# LOADER CRANE PK 34002 SH

POSSIBLE USES





# LOADER CRANE PK 34002 SH

POSSIBLE USES



# LOADER CRANE PK 34002 SH

POSSIBLE USES





# LOADER CRANE PK 34002 SH

## SPECIAL FEATURES



<b>KTL</b> protected	<b>Paltronic 150</b> controlled	<b>RRC</b> Radio Remote Control operated	<b>HPSC</b> High Performance Stability Control monitored	<b>AOS</b> Active Oscillation Suppression inside	<b>DPS plus</b> Dual Power System activated
-------------------------	------------------------------------	--	--	--	---

# LOADER CRANE PK 34002 SH

HOME

OVERVIEW

**SPECIAL FEATURES**

VIDEO

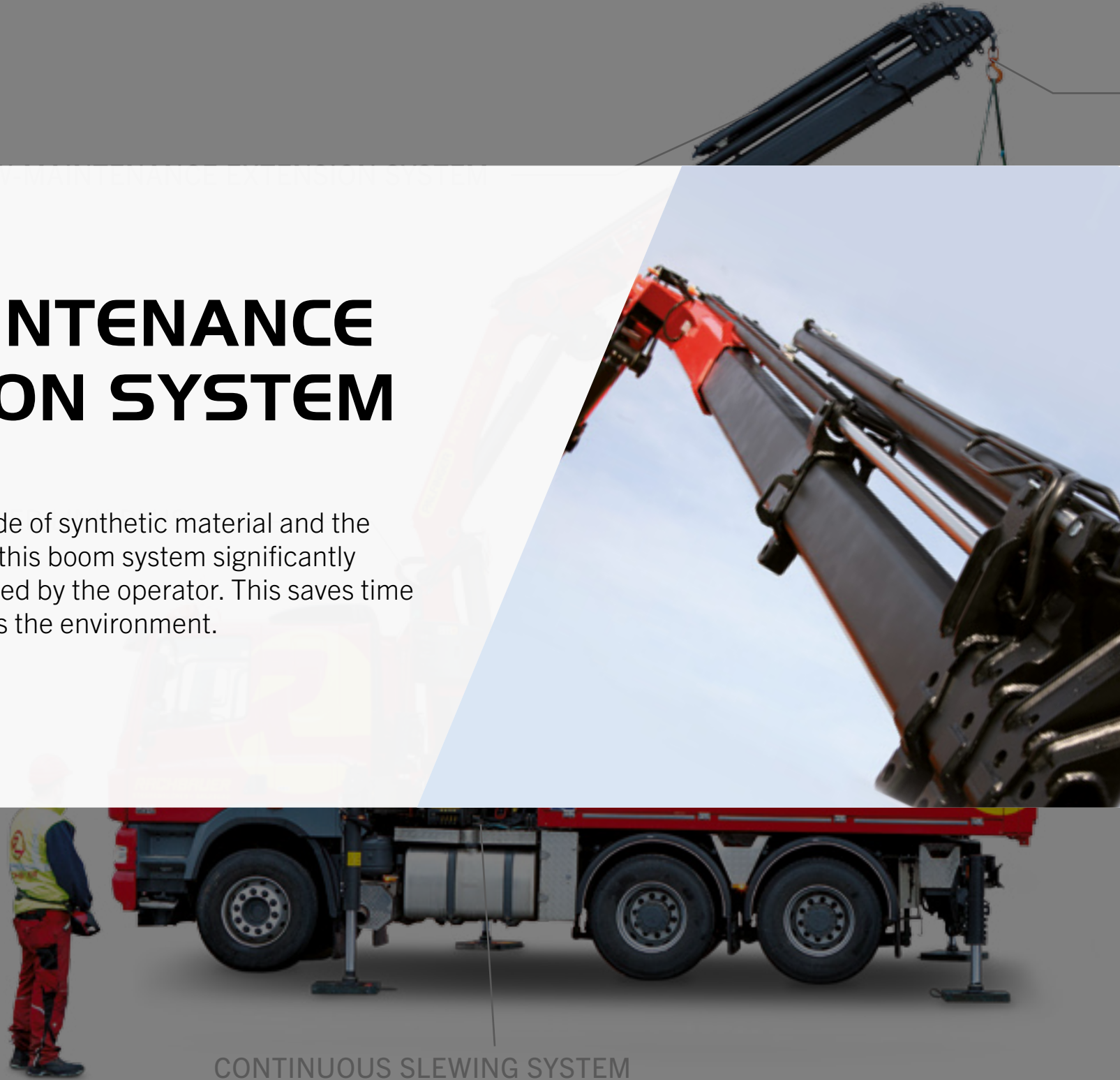
ABOUT US

## LOW-MAINTENANCE EXTENSION SYSTEM

### Reduces service time

With sliding elements made of synthetic material and the high-quality KTL coating, this boom system significantly simplifies service performed by the operator. This saves time and money – and protects the environment.

S-HPLS



CONTINUOUS SLEWING SYSTEM

<b>KTL</b> protected	<b>Paltronic 150</b> controlled	<b>RRC</b> Radio Remote Control operated	<b>HPSC</b> High Performance Stability Control monitored	<b>AOS</b> Active Oscillation Suppression inside	<b>DPS plus</b> Dual Power System activated
-------------------------	------------------------------------	--	--	--	---

# LOADER CRANE PK 34002 SH

## POWER LINK PLUS

**High variety of uses**  
With the 15-degree reverse linkage system, you can reach through low door openings and also work inside buildings. Heavy crane work – even in difficult conditions.



S-HPLS


HOME

OVERVIEW

**SPECIAL FEATURES**

VIDEO

ABOUT US



CONTINUOUS SLEWING SYSTEM

<b>KT</b> protected	<b>Paltronic 150</b> controlled	<b>RRC</b> Radio Remote Control operated	<b>HPSC</b> High Performance Stability Control monitored	<b>AOS</b> Active Oscillation Suppression inside	<b>DPS plus</b> Dual Power System activated
------------------------	------------------------------------	--	--	--	---



# LOADER CRANE PK 34002 SH

HOME

OVERVIEW

**SPECIAL FEATURES**

VIDEO

ABOUT US

## CONTINUOUS SLEWING SYSTEM

**Unrestricted movement**  
More efficient in operation due to faster loading cycles, since the crane can be slewed over a shorter distance. The crane works more efficiently and faster.

S-HPLS



CONTINUOUS SLEWING SYSTEM

<b>KT</b> protected	<b>Paltronic 150</b> controlled	<b>RRC</b> Radio Remote Control operated	<b>HPSC</b> High Performance Stability Control monitored	<b>AOS</b> Active Oscillation Suppression inside	<b>DPS plus</b> Dual Power System activated
------------------------	------------------------------------	--	--	--	---

# LOADER CRANE PK 34002 SH

HOME

OVERVIEW

**SPECIAL FEATURES**

VIDEO


ABOUT US

## POWER LINK CABLE WINCH

**More comfort in cable winch operation**  
Characterised by low installation height, it is ideal for working inside buildings and transports with the crane boom unfolded. The Comfort Cable Routing reduces set-up times to a minimum.



S-HPLS



CONTINUOUS SLEWING SYSTEM


<b>KT</b> protected	<b>Paltronic 150</b> controlled	<b>RRC</b> Radio Remote Control operated	<b>HPSC</b> High Performance Stability Control monitored	<b>AOS</b> Active Oscillation Suppression inside	<b>DPS</b> Dual Power System activated
------------------------	--	--	--	--	--



# LOADER CRANE PK 34002 SH

## S-HPLS

**More lifting power when it is really needed**  
S-HPLS is one of the most important functions of the PALTRONIC 150. It is a fully automatic system for increasing the lifting power. Depending on the need, there is continuous adaptation of the lifting power and speed of the crane.



HOME

OVERVIEW

**SPECIAL FEATURES**

VIDEO

ABOUT US



CONTINUOUS SLEWING SYSTEM

<b>KTU</b> protected	<b>Paltronic 150</b> controlled	<b>RRC</b> Radio Remote Control operated	<b>HPSC</b> High Performance Stability Control monitored	<b>AOS</b> Active Oscillation Suppression inside	<b>DPS plus</b> Dual Power System activated
-------------------------	------------------------------------	--	--	--	---



# LOADER CRANE PK 34002 SH

ABOUT US

# LIFETIME EXCELLENCE

Palfinger loader cranes are convincing due to their superior life-cycle performance. They are the most economical and also the most reliable over the entire product life. From solution finding to resale.

- **Better solutions**
- **Better efficiency**
- **Better ergonomics**
- **Higher availability**
- **More reliability**
- **Better ecology**
- **Higher serviceability**
- **Higher value retention**

