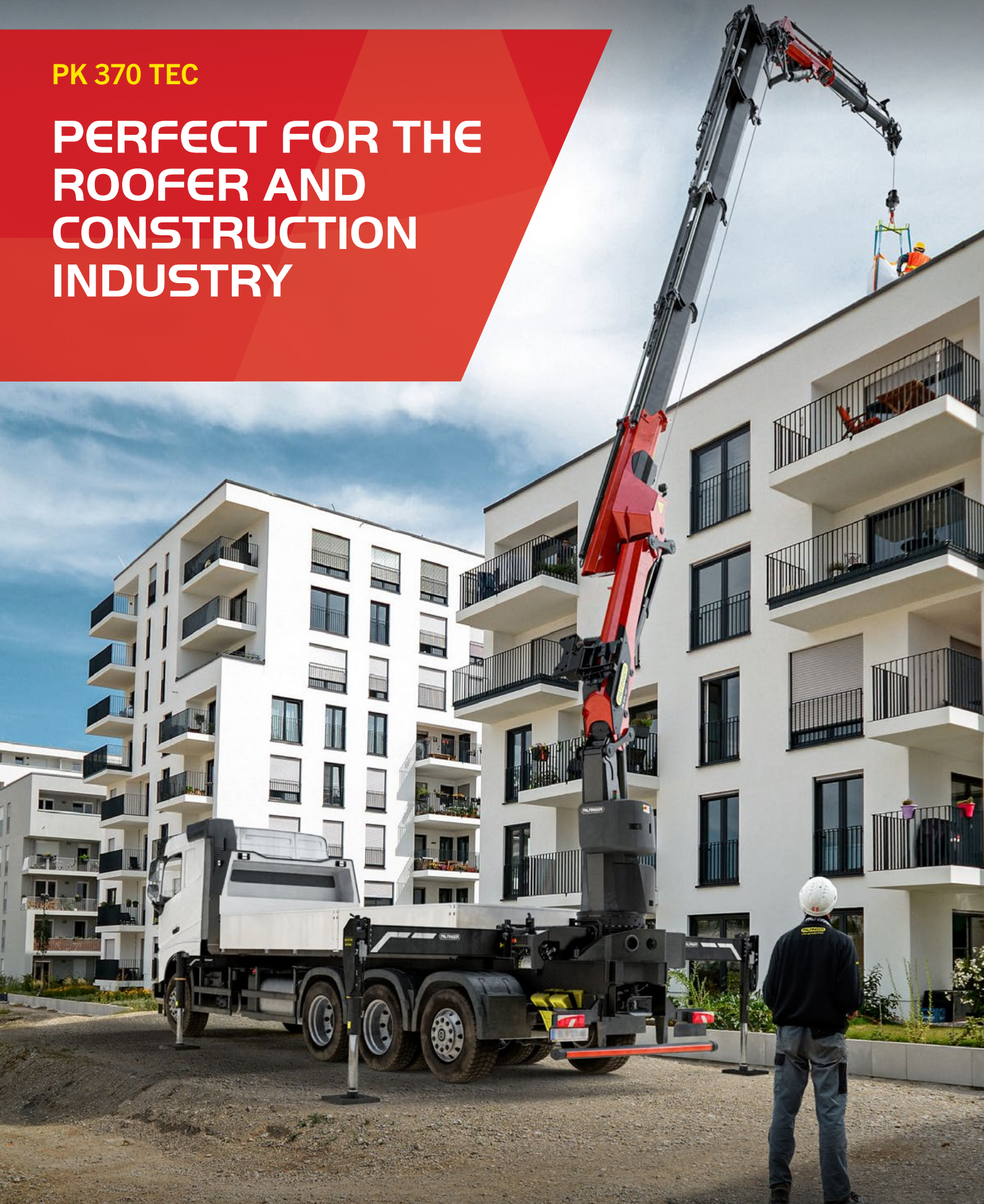


**PK 370 TEC**

**PERFECT FOR THE  
ROOFER AND  
CONSTRUCTION  
INDUSTRY**



# PK 370 TEC

The PK 370 TEC is suitable for applications that require a certain degree of precision and finesse. With the **PALTRONIC 180** control electronics and the innovative **LX-6 CONTROL VALVE**, complex operations such as lifting special loads onto roofs or installing windows at great heights are even easier to achieve. Maximum lifting power combined with unbeatable outreach, together with a rope winch and the convenient **RTC** (Rope Tension Control) and **SRC** (Synchronised Rope Control) functions, give the TEC crane extraordinary potential.



## P-PROFILE

### Lightweight construction in perfection

The polygonal or teardrop-shaped P-profile is the signature feature of the PALFINGER TEC-range. The torsion-resistant profile shape ensures a torsionally stable and at the same time lighter extension boom system. This results in a lower crane weight with higher performance. The extension booms also slide much better regarding the special shape and the self-lubricating plastic packages. This also means a particularly low-maintenance. The P-profile thus enables more efficient use in everyday work.

## LEVELING ASSISTANT\*

### Up to 80 % time savings when leveling the vehicle

The LEVELING ASSISTANT simplifies the stabilizing process overall by optimally leveling the vehicle. The process itself takes place through pulsating movements of the stabilizer cylinders. With just one lever movement on the remote control, optimal leveling is achieved by pulsating movements of the stabilizers. In order to achieve the best possible vehicle inclination for each individual application, the operator can choose between two versions, „steep position“ or „HPSC“.



## P-FOLD\*

### Perfectly ready for use with just one lever

The P-Fold assistance system makes folding and unfolding a breeze for the operator. With just one lever movement, the TEC crane can be laid apart and folded up again quickly and without damage. This reduces set-up time to a minimum. The RTC (Rope Tension Control) system is an ideal addition if a rope winch is existing.



## HPSC-PLUS\*

### Maximum utilization of the working area

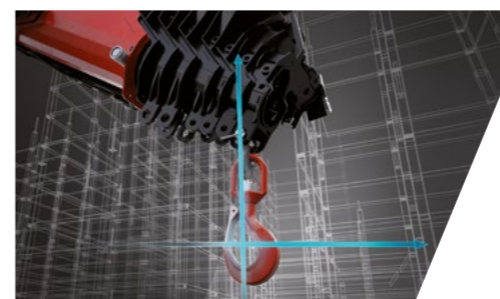
HPSC-Plus offers three modules to expand the proven stability system HPSC. Due to load detection (LOAD), length measurement system (GEOM) or stabilizer force detection (FSTAB) the lifting capacity of the TEC-range can be fully utilized at every point on the stability curve, regardless of whether space conditions are tight or not.



## SMART CONTROL\*

### Precise crane tip control with just one lever instead of individual ones to control functions

SMART CONTROL is the innovative and easier way to control the crane tip horizontally, vertically and diagonally in all directions with just one lever movement. The system recognizes by itself heavy loads on the hook and automatically compensates the deflection of the crane. This means that precise work can be carried out even more comfortably. The fly jib can be controlled as usual. This makes controlling a crane much easier.



## DUAL POWER SYSTEM (DPS-P / DPS-C)\*

### Full lifting power for efficient fly jib operation

The Dual power System enables a significant increase of lifting capacity on the fly jib. The system shows its strengths in the TEC crane with fly jib, especially with large outreach, and increases the areas of application. While DPS-Plus recognizes two positions of the last extension boom and uses two pressure ranges, DPS-C can continuously select the pressure range that suits the respective position and get even more lifting power out of the TEC crane at any time.



## MEMORY POSITON\*

### Storage of up to 4 crane positions for more efficient work

With MEMORY POSITION, the operator can save defined crane positions including fly jib and rope winch for each operation and approach them exactly by using only one or two levers. Regardless of whether previously saved without a load and then start up again with a load, the system automatically compensates for the respective deflection. Positions that are often the same, like above the loading area of the truck, can also remain saved and do not have to be set new each time.






## CONTINUOUS SLEWING SYSTEM

### Unrestricted Movement

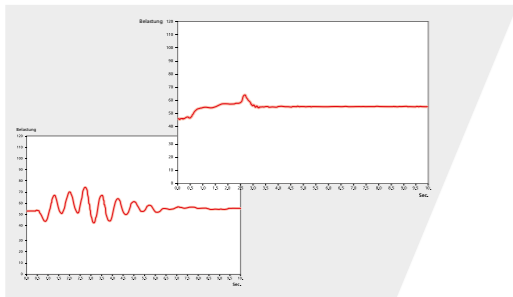
The continuous slewing system offers full flexibility and efficiency during every operation. This feature enables faster unloading, as the crane can be slewed to the desired position using the shortest possible route. This means working in almost any direction without having to reposition the vehicle.



## SRC & RTC\*

### More comfort in rope winch operation

The Synchronized Rope Control (SRC) maintains the distance between pulley head and hook blocks constant while the crane is being operated. In this way, the operator always has the certainty that the distance to the load remains constant. The Rope Tension Control (RTC) extends operator comfort by automatically controlling the rope length at any time and at any position. The combination of these two systems significantly increases the comfort for the operator and also increases the efficiency of each rope winch operation.



## AOS\*

### Oscillation-free work

Active Oscillation Suppression (AOS) is a patented assistance system from PALFINGER, which compensates vibrations and shocks in the vertical direction during crane operation. This reduces backswing to a minimum and ensures a consistently high standard of safety when transporting a load or emptying big bags.



## MEXT & WEIGH\*

### Extended gain in safety and comfort

Thanks to the assistance systems MEXT & WEIGH, working is even safer and more comfortable. MEXT monitors the mechanical extensions and integrates them into the overload protection. On the one hand, the outreach is increased and, on the other hand, the maximum load capacity is adapted to the respective extension. WEIGH enables the load to be weighed directly at the crane tip. It is also possible to summarize the last ten loads with the date and time.



## BODY BUILDING BY EXPERTS

### Know-how and expertise from professionals


PALFINGER body builders and the Mounting Competence Center get the maximum performance out of every TEC crane with a well thought-out vehicle body. Carefully matched individual components create a complete overall solution.



## PALFINGER EQUIPMENT

### Perfectly coordinated crane tools for more efficient, more comfortable and safer work

We know - our customers are professionals, and professionals will only be satisfied with the best equipment to make TEC cranes a multifunctional solution. No matter what the application is, if required, we have the right equipment for the perfect overall solution.



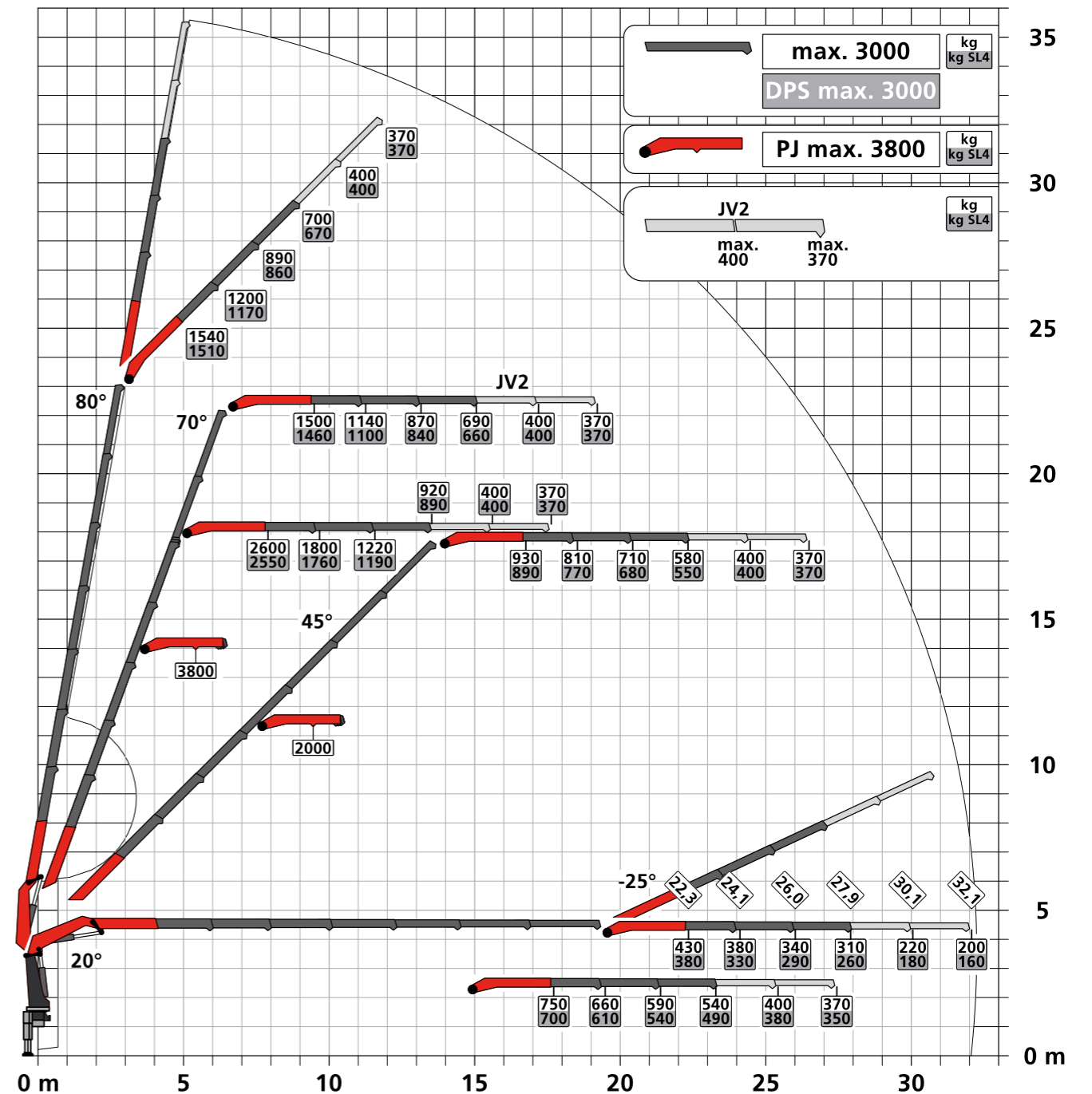
## STRONG SERVICE

### A strong network for big tasks

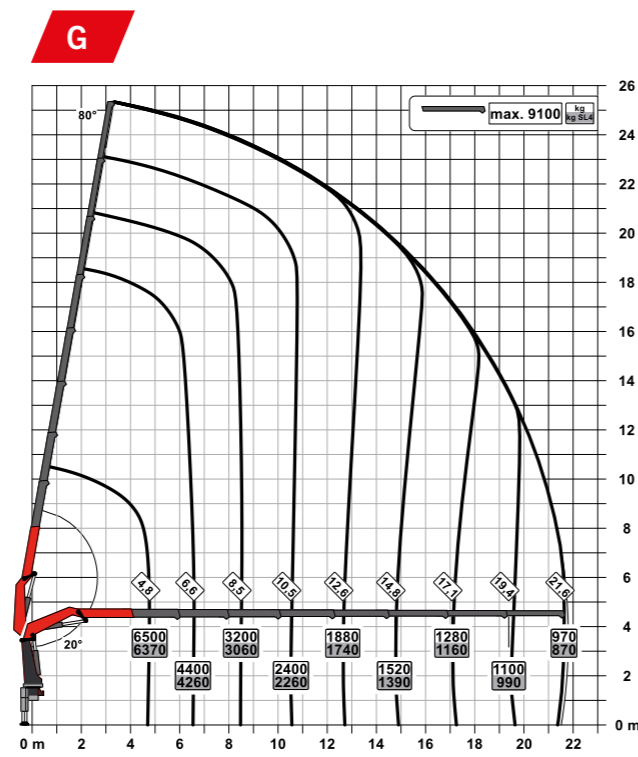
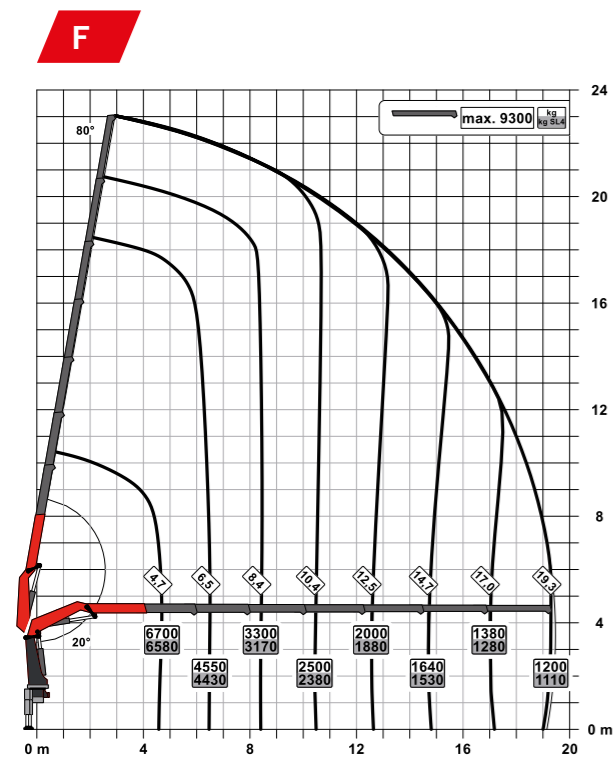
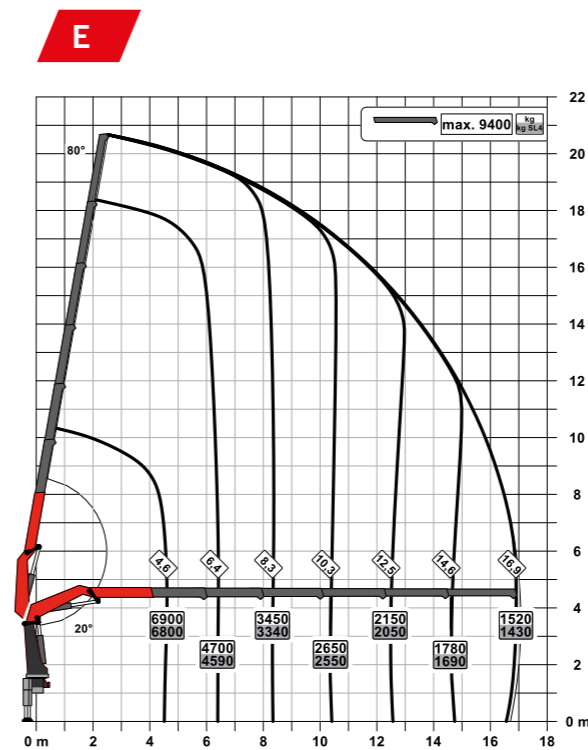
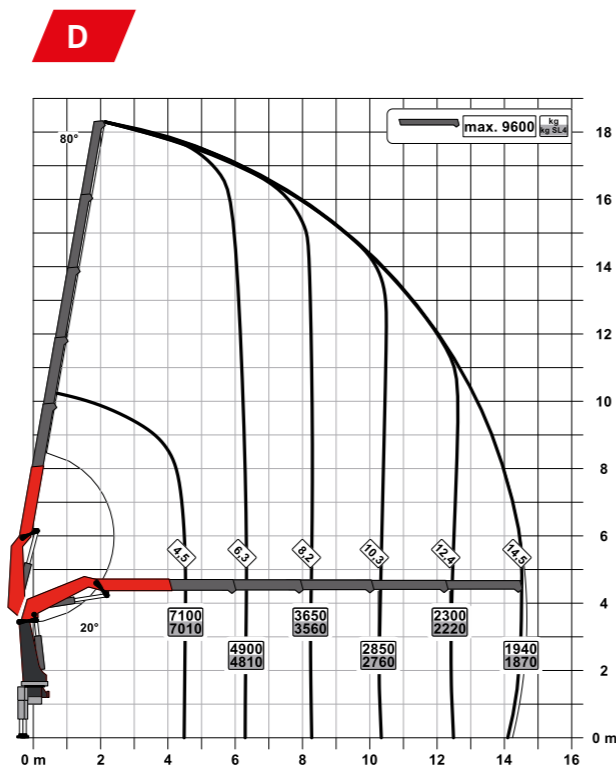
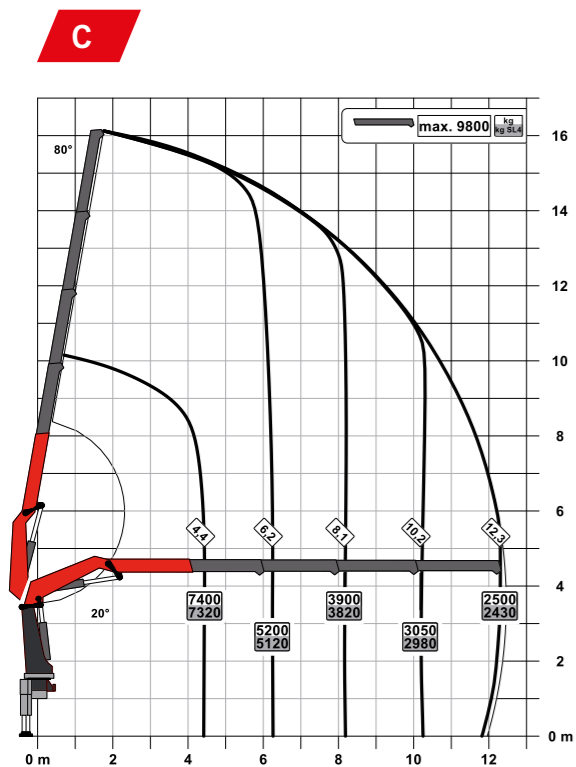
For PALFINGER, as a premium manufacturer, service means more than technical support, service is our quality promise. To meet our customers' expectations, we offer prevention and full reliability for maximum uptime of the solution with our PALFINGER service contracts. To ensure this, our partners and we are available around the globe with around 5,000 service points.

## PK 370 TEC F PJ 075 B JV2 DPS-C

## UNBEATABLE OUTREACH WITH FLY JIB



## LIFTING CAPACITY DIAGRAMS



## TECHNICAL SPECIFICATIONS

EN 12999 HC1 HD5/S2

Max. lifting moment	35.0 mt/343.3 kNm
Max. lifting capacity	10,000 kg/98.1 kN
Max. hydraulic outreach	21.8 m
Max. outreach with fly jib and mech. extension (JV1)	32.2 m
Slewing angle	continuous
Slewing torque	3.3 mt/32.4 kNm
Stabilizer spread (Std.)	5.64 m
Fitting space required (Std.)	1.13 m
Crane width folded	2.55 m
Max. operating pressure	385 bar
Recommended pump capacity	from 90 l/min to 120 l/min
Dead weight (Std.)	3,070 kg

## EQUIPMENT VERSION

### STANDARD

- PALCOM P7
- FLOW
- PALTRONIC 180
- Control valve LX-6
- Soft Stop
- High Power Lifting System S-HPLS (+15 %)
- Powerlink Plus
- DPS-Plus at fly jib
- Inclination Angle Monitoring IAM
- Slewing Angle Monitoring SAM
- Boom Angle Monitoring BAM
- Stabilizer Extension Monitoring SEM

### OPTIONAL

- LEVELING ASSISTANT
- P-FOLD
- SMART CONTROL
- MEMORY POSITION
- Workman Basket
- Fall Protection Mode FPM
- Active Oscillation Supression AOS
- High Performance Stability Control HPSC-PLUS LOAD | GEOM | FSTAB
- Synchronised Rope Control SRC
- Rope Tension Control RTC
- Dual Power System Continuous DPS-C at fly jib with BEM
- Mechanical Extension Monitoring MEXT
- Load weighing function WEIGH
- Boom Extension Monitoring BEM
- Multifunction adapter fly jib MFA-J
- Rope winch 2,5 t

### FLY JIB

Version	PJ 075	PJ 090
PK 370 TEC D		B, C
PK 370 TEC E		B, C
PK 370 TEC F	A, B	

