

MAN

**PK 135.002 TEC7**

**TGS 35.520 8X4H-6 BL**

CONTRACT NUMBER: PALDRIVE 405


NEW

AVAILABLE



## OFFER INFORMATION

Location details

Lengau, 5211 - Austria 

Dealer Name

Palfinger EMEA GmbH AT

**PALFINGER**

Availability

Available

Product type

New

Contract number

Paldrive 405

Dealer E-mail

[sales@palfinger.com](mailto:sales@palfinger.com)

Dealer phone

004366488345792

## SPECIFICATION

### Crane: PK 135.002 TEC7

- Hydraulic 8-fold extension
- High-speed extension system with return oil recovery
- Swivel range endless
- Hydraulic support leg extension (max. support width 10.000 mm)
- Additional hydraulic support (support width ca. 8.500 mm)
- Support legs can be swiveled hydraulically through 180 °
- Paltronic 150
- HPSC + LOAD
- Palcom P7 radio remote control /8 functions with linear levers

- Painting RAL3020
- Working lights on the articulated arm and on the fly-Jib
- Hose equipment for two additional devices including quick coupling (multi-faster)
- 3,5to- cable winch on the main arm (hydr. foldable), cable length: 90m
- inclusive 1Stran rope Equipment on the Fly-Jib
- Synchron control rope winch (SRC)
- 11to +18to load hook

**Accessory: PJ190E (additional knuckle arm)**

- Hydraulic 6-fold extension
- Can be folded upwards hydraulically by 25 °
- Applications with additional devices possible (e.g. gripper, rotator ...) including multi-faster
- PJM020 MFA-JIB (2 manual extensions)
- Preparation for EN280- workman basket operation

**Platform:**

- Inner dimensions: 2.480 x 4.100 mm
- Front wall: height 1.400 mm
- Side- and rearwalls height: 600 mm
- Foldable steps at 2 positions
- Platform floor made out of Aluminum profiles

**Chassis: MAN TGS 35.520 8x4H-6 BL**

- 520 HP , max. 2.650Nm
- Automatic drive, MAN TipMatic 12.28 OD
- MAN Hydro-drive at the 2nd Axle
- MAN 20tons frame reinforcement provides better Crane performance above the Cab area
- Leaf suspension on front axles, air suspension on rear axles
- Fuel tank 390l / AD-Blue tank 35l
- Tyres driven axle: 315/80R22,5
- Tyres 1st, 2nd & 4th axle: 385/65R22.5
- Cabin colour: RAL9016 traffic white / chassis colour: RAL9011 graphite black

PRODUCT

|                   |                 |                          |                 |
|-------------------|-----------------|--------------------------|-----------------|
| Manufacturer      | Palfinger       | Lifting moment           | 109,3 mt        |
| Model             | PK 135.002 TEC7 | Outreach / Lifting power | 32,0m / 1280 Kg |
| Construction year | 2023            | Max outreach             | 32,0m           |

TRUCK

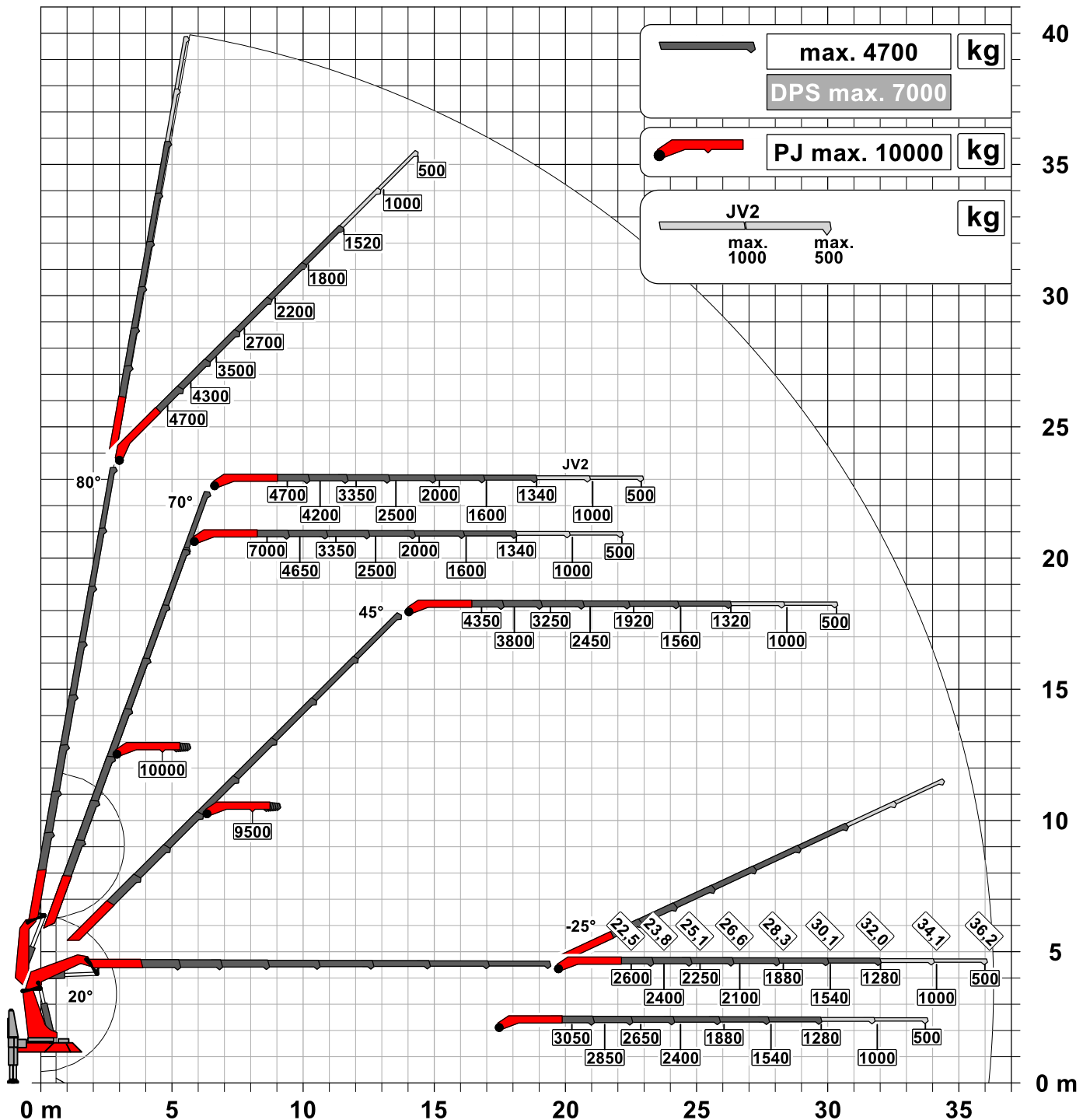
|                    |                   |                      |                  |
|--------------------|-------------------|----------------------|------------------|
| Truck manufacturer | MAN               | Axes                 | 8x4              |
| Construction year  | 2023              | Gross vehicle weight | 32.000 Kg        |
| Drivers cabine     | TM                | Dead weight          | 29.900 Kg        |
| Wheel base         | 1795+2980+1350 mm | Payload              | 2.100 Kg         |
| Power              | 510 PS            | Payload category     | <6t              |
| Emmission standard | EURO 6e           | Construction         | Heavy duty crane |

Konstruktionsänderungen vorbehalten, fertigungstechn. Toleranzen müssen berücksichtigt werden.

Krandarstellung symbolisch

# DPS-C

Dual Power System



Eigengewicht: JV2  
75 kg

Die Tragkräfte laut Diagramm verringern sich bei Verwendung von mechanischen Verlängerungen um deren Eigengewicht.  
Die Tragkräfte laut Diagramm verringern sich bei Verwendung von Schlauchausrüstung am Fly-Jib.



Zulässige Traglasten für Seilwinde siehe Datenblatt  
Seite 020.21000 3.5t

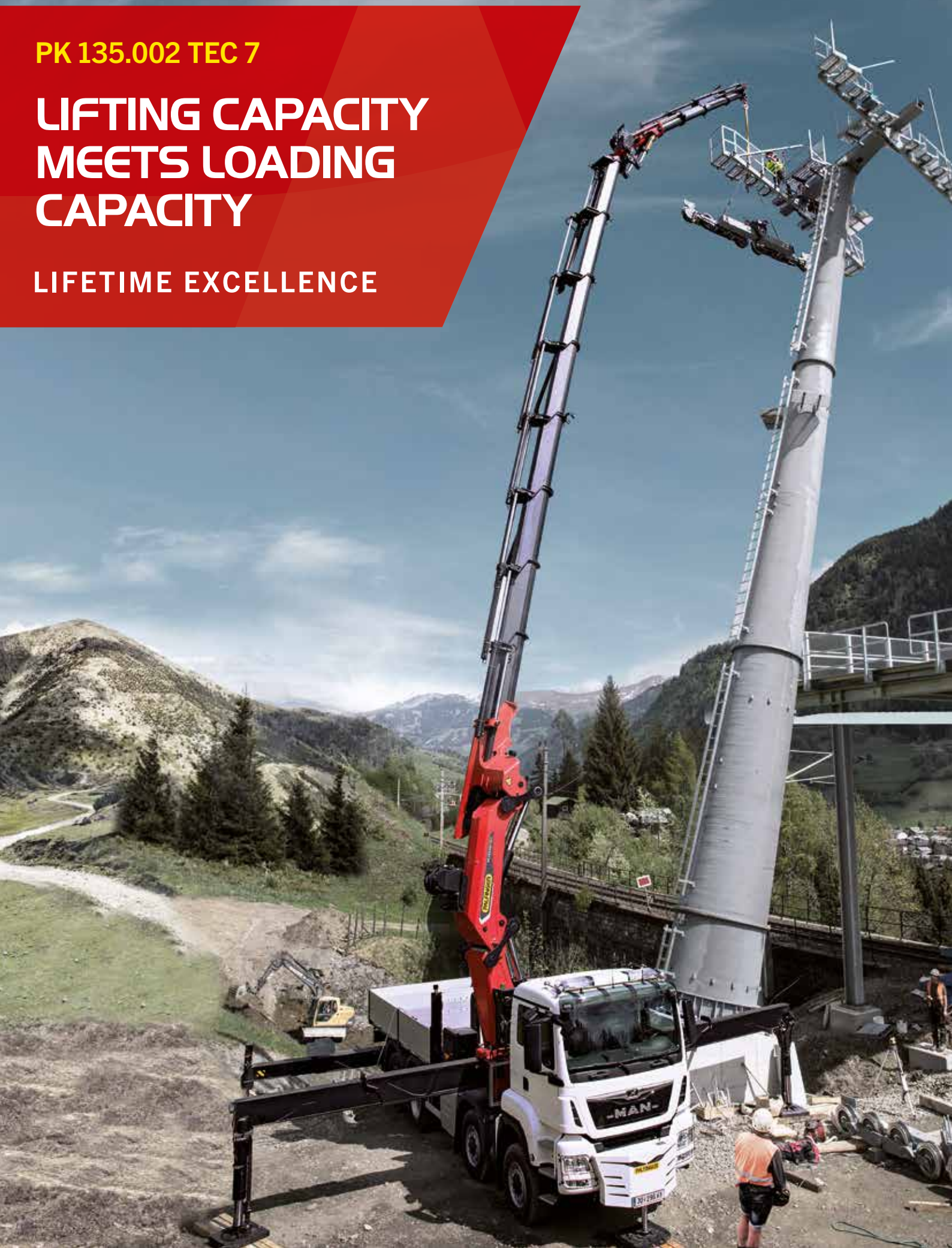




**PK 135.002 TEC 7**

# **LIFTING CAPACITY MEETS LOADING CAPACITY**

**LIFETIME EXCELLENCE**





# LIFETIME EXCELLENCE

PALFINGER loader cranes are convincing due to their superior life-cycle performance. They are the most economical and also the most reliable over the entire product life. From solution finding to resale.

- Better solutions
- Better efficiency
- Better ergonomics
- Higher availability
- More reliability
- Better ecology
- Higher serviceability
- Higher value retention



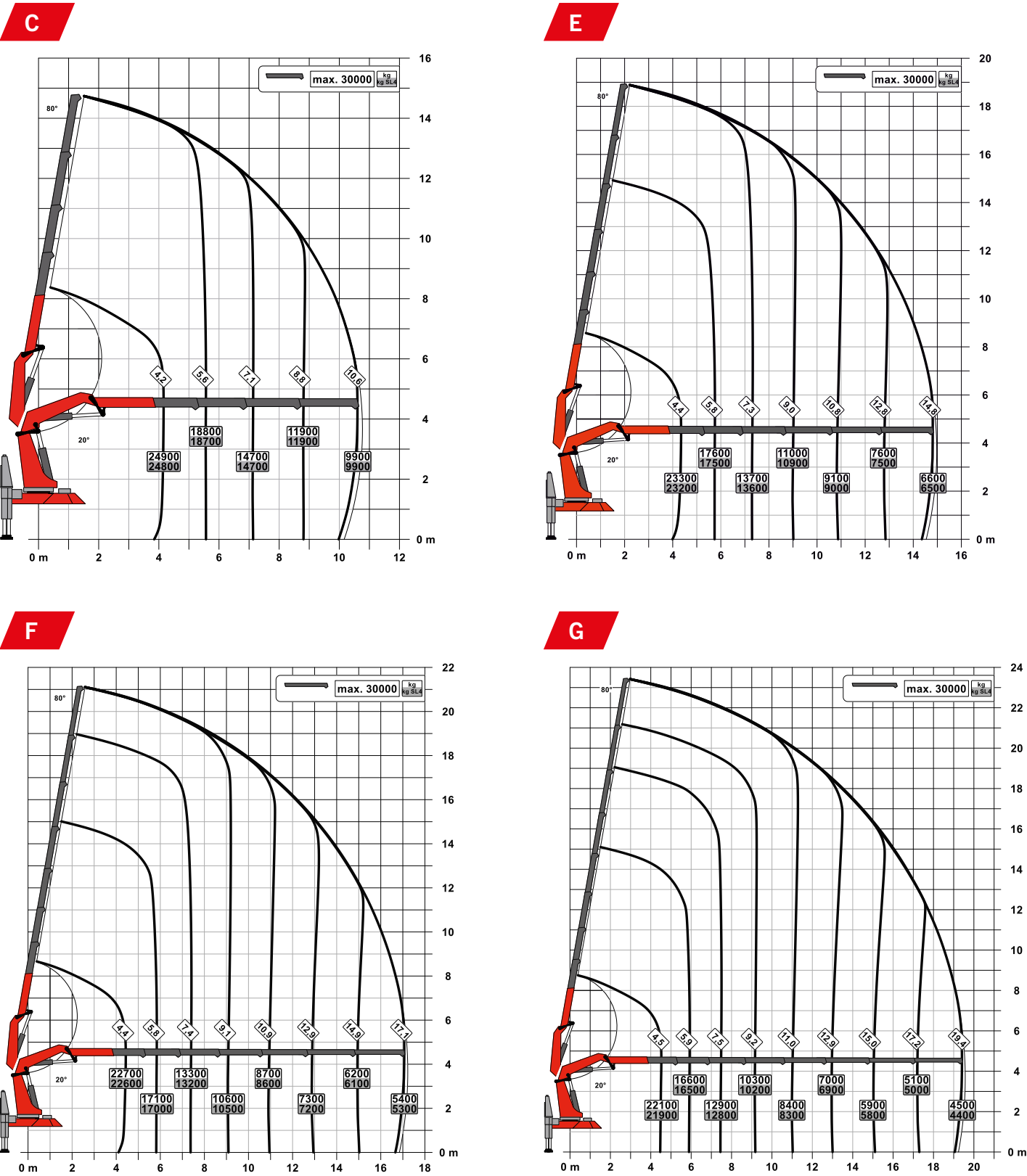


# PERFECT WORKING EQUIPMENT

- Gross vehicle weight of 32 t – fully equipped with 2500 to 3000 kg payload capacity
- Gross vehicle weight of 40 t – fully equipped with 8000 kg payload capacity
- Very stiff and light boom system thanks to P-Profile
- High working speed thanks to double circuit control
- Possible choice between three fly-jibs
- Hydraulic lifting height with fly-jib of up to 38 meters
- More efficiency with fly-jib due to DPS-Plus and DPS-C
- High operator friendliness thanks to radio remote control
- More power thanks to S-HPLS
- Maximum utilization of the working range thanks to extended HPSC

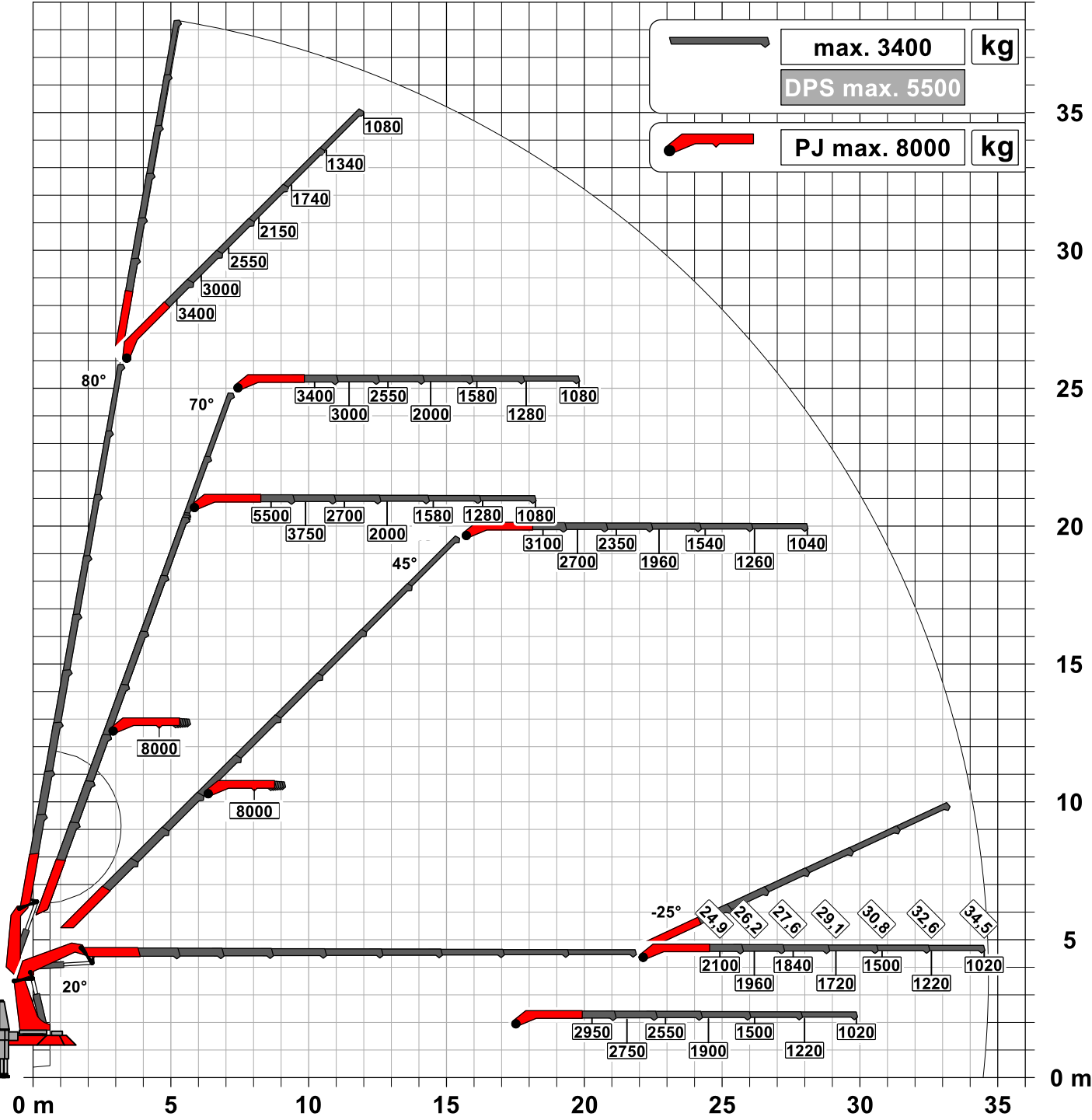


HIGH PERFORMANCE

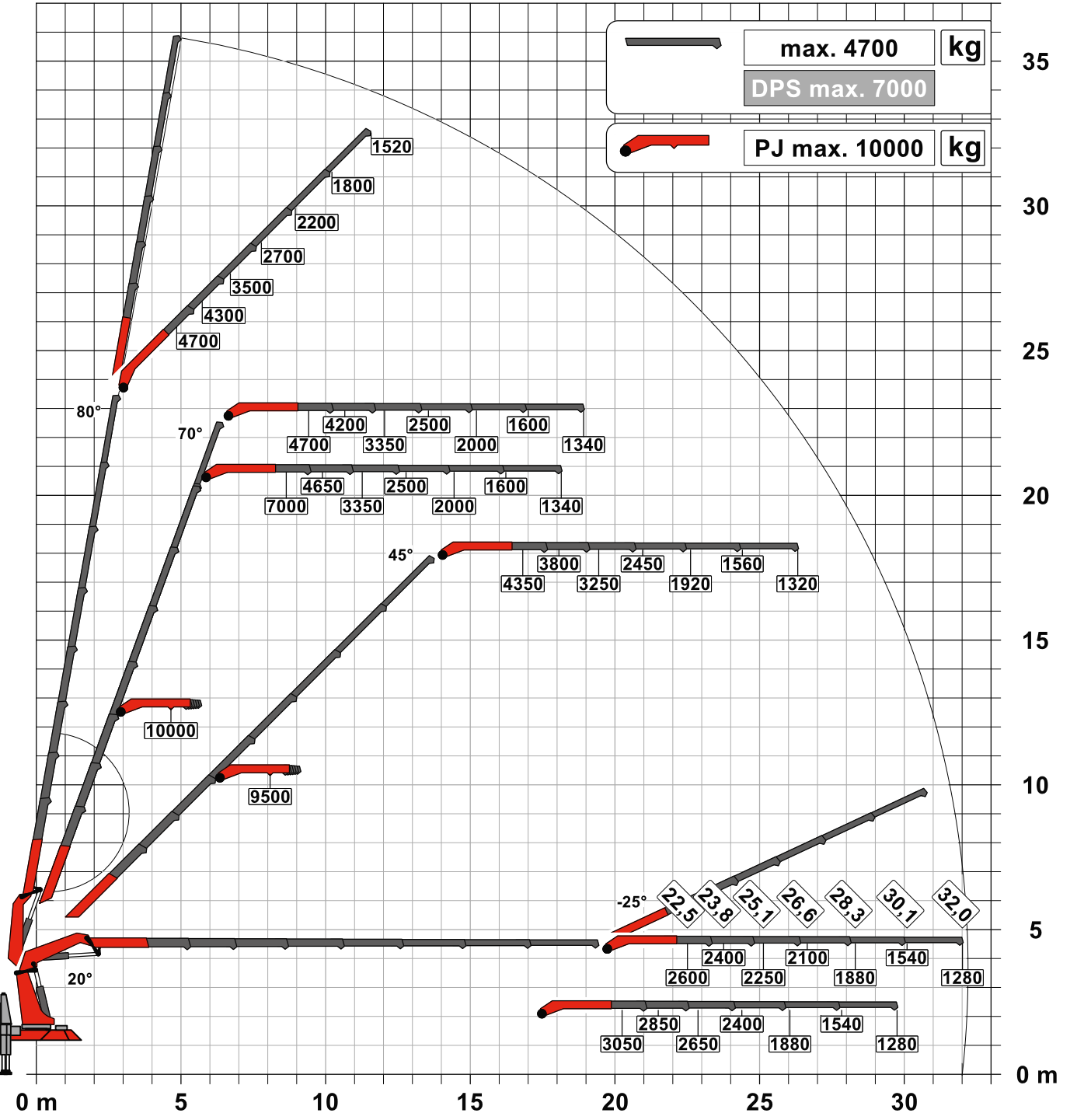


STRONG WITH FLY JIB

H PJ 150 E DPS-C

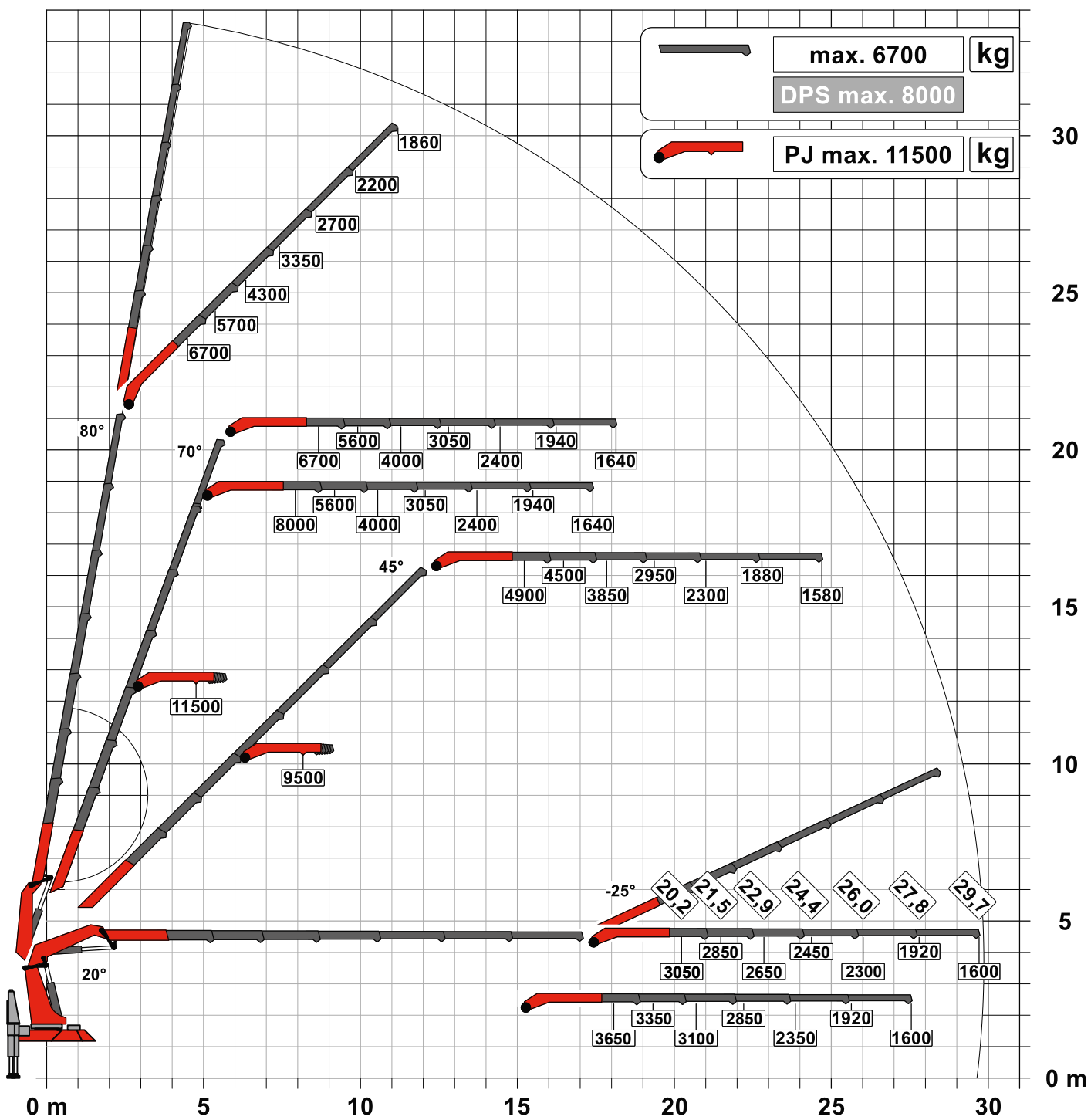


G PJ 190 E DPS-C





F PJ 240 E DPS-C





# PERFECT DIMENSIONS

**Technical specifications**  
EN 12999 HC1 HD5/S1

|                              |                                       |                                    |
|------------------------------|---------------------------------------|------------------------------------|
| Max. lifting moment          | 109.3 mt/1072.3kNm                    | 790890 ft.lb                       |
| Max. lifting capacity        | 30000 kg/294.3 kN                     | 66200 lb                           |
| Max. hydraulic outreach      | 22.0 m                                | 72' 2"                             |
| Max. outreach (with fly-jib) | 34.7 m                                | 113' 9"                            |
| Slewing angle                | continuous                            |                                    |
| Slewing torque               | 10.6 mt/104.0 kNm                     | 76710 ft.lb                        |
| Stabiliser spread            | 10.0 m                                | 32' 10"                            |
| Width folded                 | 2.55 m                                | 8' 4"                              |
| Max. operating pressure      | 385 bar                               | 5584 psi                           |
| Recommended pump capacity    | from 2 x 100 l/min<br>to 2x 130 l/min | 2 x 26.4 US gpm<br>2 x 34.3 US gpm |
| Dead weight: (HYA C R4XH)    | 10170 kg                              | 22420 lb                           |

**TEC 7**

- Power Link Plus
- Paltronic
- S-HPLS
- PALcom P7
- Soft Stop
- Optional:
  - DPS-C
  - HPSC-Plus
  - P-Fold
  - AOS
  - RTC
  - SRC
  - PJ 150, PJ 190 or PJ 240
  - Rope winch 3.5t





# FIRST-RATE IN DESIGN AND PERFORMANCE

## 15 Highlights



**Continuous slewing system**  
Unrestricted movement

More efficient in operation due to faster loading cycles, since the crane can be slewed over a shorter distance. The crane works more efficiently and faster.



**Power Link Plus**  
High variety of uses

With the 15 degree reverse linkage system on the knuckle boom and the 25 degree reverse linkage system fly-jib, you can reach through low door openings and also work inside buildings. Heavy crane work – even in difficult conditions.



**Extension boom system**  
Excellent stability, even at a height

Thanks to the use of high-strength fine-grain structural steels in combination with a new extension boom profile, stiffness is increased and weight reduced.



**HPSC-Plus**  
Maximum utilization of the working range

The modular system HPSC-Plus offers three modules expanding HPSC. Thanks to load detection, length measurement system or stabilizer force detection, lifting capacity can be maximized.



**S-HPLS**  
More lifting power when it counts

S-HPLS is one of the most important functions of the PALTRONIC. It is a fully automatic system for increasing lifting power. The lifting power and crane speed can be continuously adapted to suit requirements.



**PALcom P7**  
Communication with the operator

The new PALcom P7 features a modern, ergonomic design. The centrally located knob „PALdrive“ and a large colour display enables easy and safe operation.



**Rope winch**  
Additional possible applications

A 3.5 ton rope winch is available on the main boom or knuckle boom, featuring a high lifting capacity.



**Functional design**  
Practical and attractive

Robust plastic covers protect crane parts against dirt and damage. Improved looks and increased operational comfort – throughout the entire lifetime.



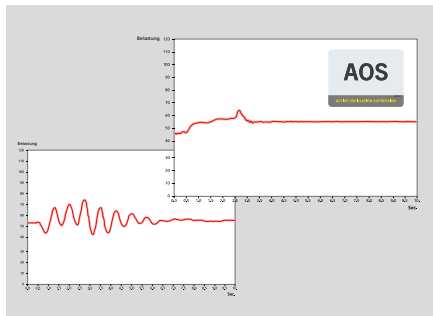
**Soft Stop function**  
Improved comfort and safety

The Soft Stop function is an electronic limit position damper. It causes gentle braking of all crane movements before the limit position is reached. Hence, jerky movements and load impacts can be avoided. The crane can be operated more gently and precisely.



**SRC and RTC**  
More comfort in rope winch operation

SRC (Synchronised Rope Control) maintains a constant distance between the pulley head and the hook block, while RTC (Rope Tension Control) is automatically controlling the rope tension. Two systems, which are particularly valuable in terms of operator friendliness and efficiency of operations.



**AOS**  
Maximum precision and safety

The active oscillation suppression system prevents „post-oscillation“ in the event of rapid braking or load changes. The stress peaks on the extension boom system are reduced and material fatigue and wear are minimized. This increases the resale value.



**DPS-Plus / DPS-C**  
More efficient fly jib operation

The Dual Power System allows multiple uses of the crane both for large outreaches as well as for heavy load operation.



**P-FOLD**  
Perfect set-up by fingertip control

The new assistance system makes folding and unfolding an easy job for the crane operator. This significantly increases operator comfort and prevents costly damage.



**Workman basket**  
Maximised functionality

With the aid of the workman basket, additional duties like installation and maintenance work can be performed with the crane.



**MEXT and WEIGH**  
Systems for easy handling

MEXT includes mechanical extensions into the overload protection while WEIGH allows to weigh loads. The result: lower effort for the operator in daily working tasks.

PALCOM  
NEW REMOTE CONTROL

HPSC  
NEW PERFORMANCE STABILITY CONTROL

AOS  
ACTIVE OSCILLATION SUPPRESSION

SRC  
SYNCHRONISED ROPE CONTROL

DPS-C  
DUAL POWER SYSTEM CONTINUOUS

P-FOLD  
ASSISTANCE SYSTEM

HPSC PLUS  
NEW PERFORMANCE STABILITY CONTROL

\* Optional features / country-specific equipment

KP-PK135002T7M2+EN

Cranes shown in the leaflet are partially optional equipped and do not always correspond to the standard version. Country-specific regulations must be observed. Dimensions may vary. Subject to technical changes, errors and translation mistakes.

# **MCC INSTALLATION**

## **PRODUCT- DESCRIPTION**



**MOUNTING  
COMPETENCE CENTER**

# **MOUNTING CRANE PK 135.002 TEC 7**

**EUROPEAN DESIGN BODYWORK**





## THE PLATFORM

### WELL-DESIGNED AND VERSATILE



The platform with integrated cutouts for the mudguards is attached laterally to the subframe to keep the loading height as low as possible. The PALFINGER design front wall is not only convenient but also a real eye-catcher.

## FUNCTIONAL DESIGN



The attractive front wall includes a full-length storage box, hooks for hanging straps and 4 LED working lights. A robust aluminium floor and lashing points in the border profile guarantee carefree transport for many years. Access to the loading area is possible via folding steps integrated in the side walls.

## EVERYTHING TIDIED UP



Crane equipment and load handling devices can be safely stored in the aluminium toolbox with plywood body. The vehicle batteries are installed easily accessible in another box. Heavy chains are best stowed in the trays on the additional stabilizers, where they can simply be picked up with the crane.

## WELL ILLUMINATED



LED working lights, LED reversing lights and LED environment lighting provide optimal illumination around the vehicle. Flashing lights at the rear and in the front of the vehicle attract further attention.

PERFECTLY EQUIPPED



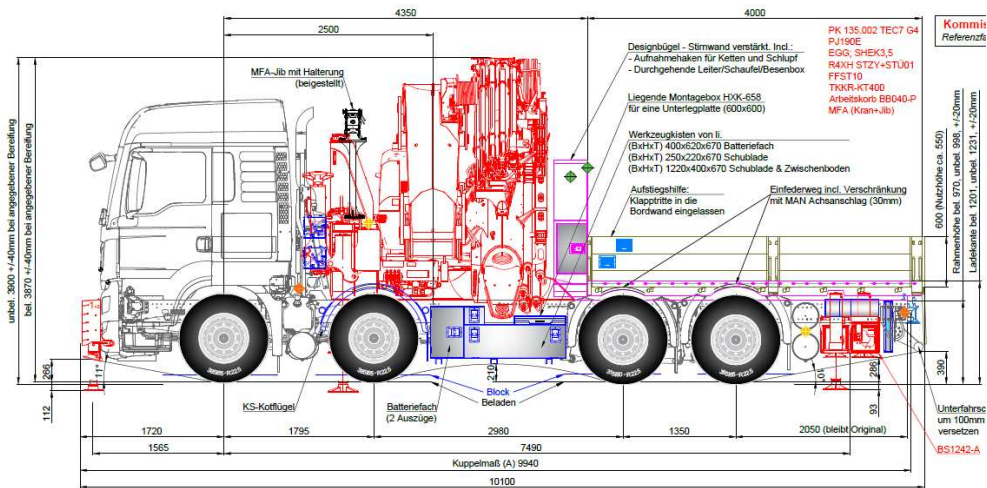
The MFA jib can be stored above the crane tank for transport to save space. On cranes with a workman basket, 2 power packs ensure safe emergency operation should the crane control fail.

PERFEKTLY SUPPORTED



The additional stabilizers and the front stabilizer ensure maximum stability of the vehicle and best crane performance.

| TRUCK SPEZIFIATION        | MAN TGS 35.510 8x4H-6 BL |
|---------------------------|--------------------------|
| Wheelbase                 | 1795+2980+1350mm         |
| Required overhang         | 2050mm                   |
| Exhaust pipe              | Standing on frame right  |
| Cabin                     | TM                       |
| Front mounting plate      | For crane stabilizers    |
| Mudguards                 | From truck manufacturer  |
| Side collision protection | From truck manufacturer  |
| Underrun protection       | From truck manufacturer  |
| Trailer coupling          | From truck manufacturer  |
| Side marker lights        | From truck manufacturer  |
| Wheel chocks              | From truck manufacturer  |



| INSTALLATION-SPEZIFICATION     | Cranes 111-170mt   |
|--------------------------------|--|
| Position of the crane          | Front (CR-170-EGG-F)   |
| Front stabilizer               | MAN single stabilizer (STAB-MAN-01)  |
| Air tanks                      | Displacement (AIRTA)   |
| Hydrodrive oil cooler          | Displacement (HYDRO)   |
| Propshaft                      | (CARD)   |
| Displacement of truck battery  | (TRUCK-BATT)   |
| Platform                       | PALFINGER low built platform (PLAT-2301)   |
| Platform coating               | Galvanized and painted (PL-GAL-RAL)  |
| Front wall                     | Design-front wall (FW-DES)   |
| Platform length                | 4100mm   |
| Side wall height               | 600mm  |
| Side wall split                | 1 pillar   |
| Step-ups                       | At 2 positions (2-STEP-IP)   |
| Platform floor                 | Aluminium natural (P-ALU-11)   |
| Side collision protection      | Adjustment   |
| Wheel chocks                   | Installation (CHOCK)   |
| Toolboxes                      | 1 pcs. Custom box big size cranes (BOX-1300)   |
| Trays                          | BS chain box (TRAY-BS-01)<br>Painted (TRAY-PAINT)<br>Coated inside (TRAY-RUBB)   |
| Stabilizer plate holder        | 5 pcs. Standard (PLATE-STD)  |
| Lighting                       | 4 pcs. LED working lights (LED-WORK-4)<br>4 pcs. LED reversing lights (LED-REAR-4)<br>LED environment lights (LED-ENV)<br>Outline lamps (OUTLINE)<br>4 pcs. flashing lights (FLASH-4)<br>Side marker lights (SIDE) |
| Tailored light bar             | Rigid (LIGHT-BAR-01)   |
| R70 Reflector plates           | At the rear (MARK-R70)   |
| MFA-Jib bracket                | On the tank (MFA-TANK)   |
| Preparation for workman basket | Emergency power pack 2 circuits (AGG-02)   |
| Battery charger                | Installation in the cabin (RC-CR)  |
| HPSC-Setting                   | Crane + front stabilizer + FPM + EQ<br>(HPSC-170+FST + FST + FPM + EQ)   |



