

SCANIA

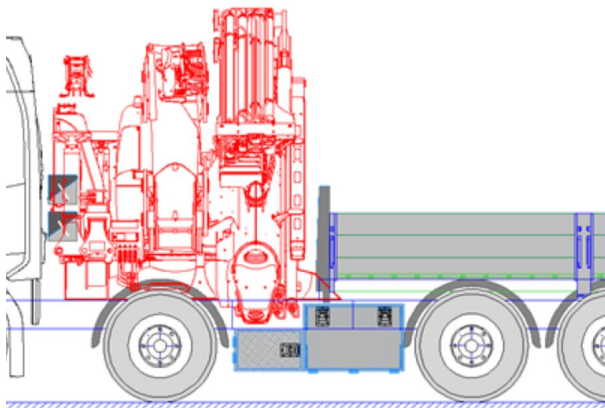
**PK 1050 TEC**

**R 500 8X4 NB**

CONTRACT NUMBER: PALDRIVE 515

NEW

ON REQUEST



## SPECIFICATION

### PK 1050 TEC

- Hydraulic 7-fold extension
- High-speed extension system with return oil recovery
- Swivel range endless
- Hydraulic support leg extension (max. support width 8.800 mm)
- Additional hydraulic support (support width ca. 8.500 mm)
- Support legs can be swiveled hydraulically through 180 °
- Palcom P7 radio remote control /9 functions with crosslevers
- Painting RAL3020
- Working lights on the articulated arm and on the fly-Jib

## OFFER INFORMATION

Location details

MCC-NORTH SOLEC, 86-050 - Poland 

Dealer Name

Palfinger EMEA GmbH PL

**PALFINGER**

Availability

On request

Product type

New

Contract number

Paldrive 515

Dealer E-mail

[sales@palfinger.com](mailto:sales@palfinger.com)

Dealer phone

**004366488345792**

- Hose equipment for two additional devices
- 3,5to cable winch on the main arm (hydr. foldable), cable length: 90m
- 2Stran rope Equipment on the Crane
- 1Stran rope Equipment on the Fly-Jib
- synchronized control rope winch (SRC), rope tension control (RTC)
- 11,5to +18to load hook
- Paltronic 180
- HPSC + LOAD
- P-fold, Smart control, Memory position, Leveling Assistant etc.

## **PJ240 E (additional knuckle arm)**

- Hydraulic 6-fold extension
- Can be folded upwards hydraulically by 25 °
- Applications with additional devices possible (e.g. gripper, rotator ...)

## **Installation**

- low built platform
- Inner dimensions platform: 2.480mm x 4.700mm
- Heavy-duty front wall: height 1.400 mm
- Side- and rearwalls height: 600 mm
- 45° platform profile with lashing holes every 200 mm
- 3 5to lashing points per side
- platform floor: 27mm plywood

---

**Scania R500 8x4 NB**

- 500PS , max. 2.650Nm
- Automatic Gearbox: CG33M + Opticruise
- 25tons frame reinforcement provides better Crane performance above the Cab area
- air suspension on all axles
- Fuel tank 220l / AD-Blue tank 47l
- Tyres driven axles: 315/80R22,5
- Tyres 1st & 2nd axle: 385/65R22.5
- Cabin colour: Ivory White / chassis colour: Scania Sub Grey

**PRODUCT**

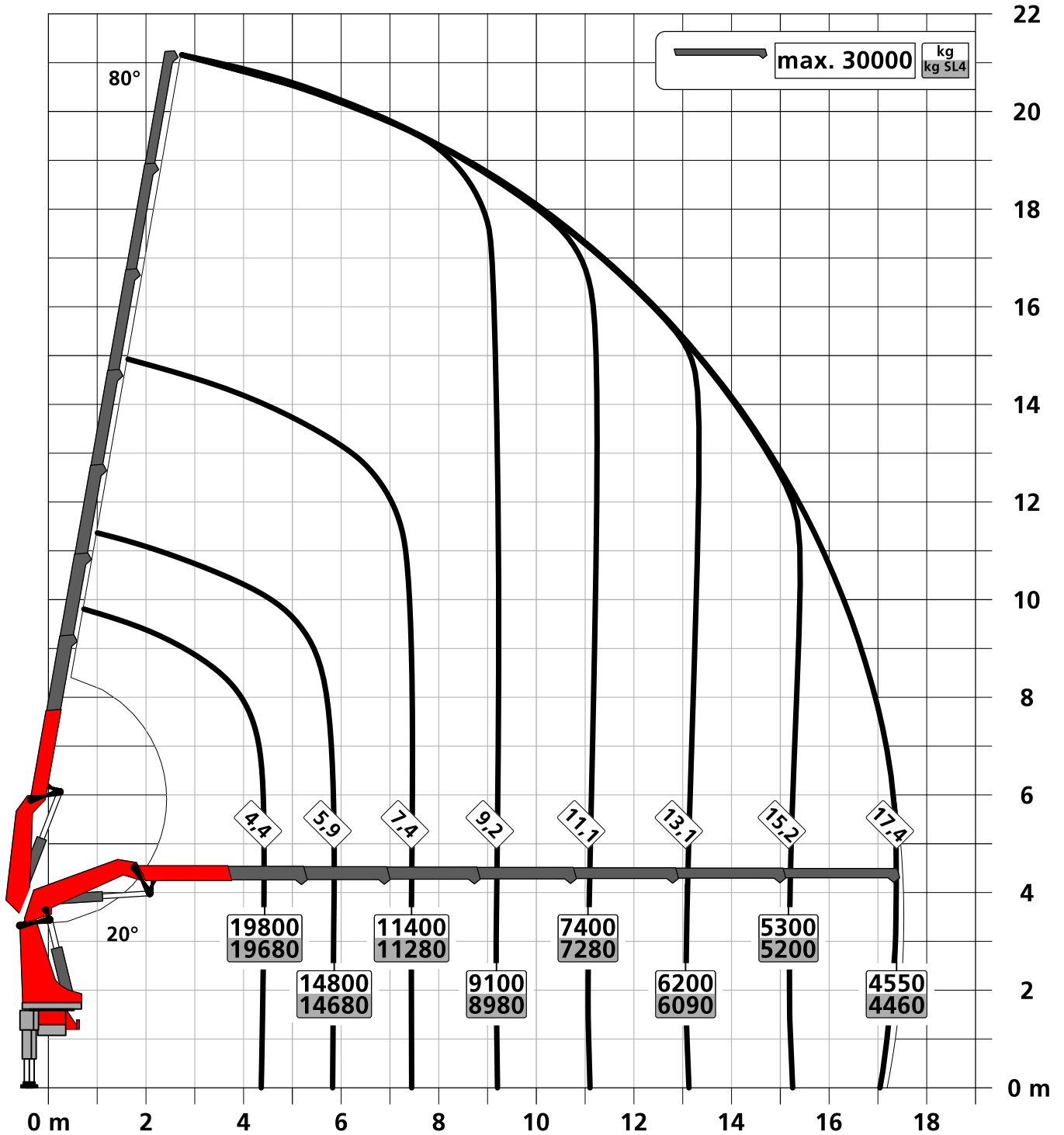
<b>Manufacturer</b>	Palfinger	<b>Lifting moment</b>	95,0 mt
<b>Model</b>	PK 1050 TEC	<b>Outreach / Lifting power</b>	30,0 m / 1.500 Kg
<b>Construction year</b>	2024	<b>Max outreach</b>	30,0 m

**TRUCK**

<b>Truck manufacturer</b>	Scania	<b>Axes</b>	8x4
<b>Construction year</b>	2024	<b>Gross vehicle weight</b>	32.000 Kg
<b>Drivers cabine</b>	CR20N	<b>Dead weight</b>	27.900 Kg
<b>Wheel base</b>	4.950mm	<b>Payload</b>	4.100 Kg
<b>Power</b>	500 PS	<b>Payload category</b>	<6t
<b>Emmission standard</b>	EURO 6	<b>Construction</b>	Heavy duty crane

Konstruktionsänderungen vorbehalten, fertigungstechn. Toleranzen müssen berücksichtigt werden.

Krandarstellung symbolisch



Zulässige Traglasten für Seilwinde siehe Datenblatt

Seite 020.21000 2.5t

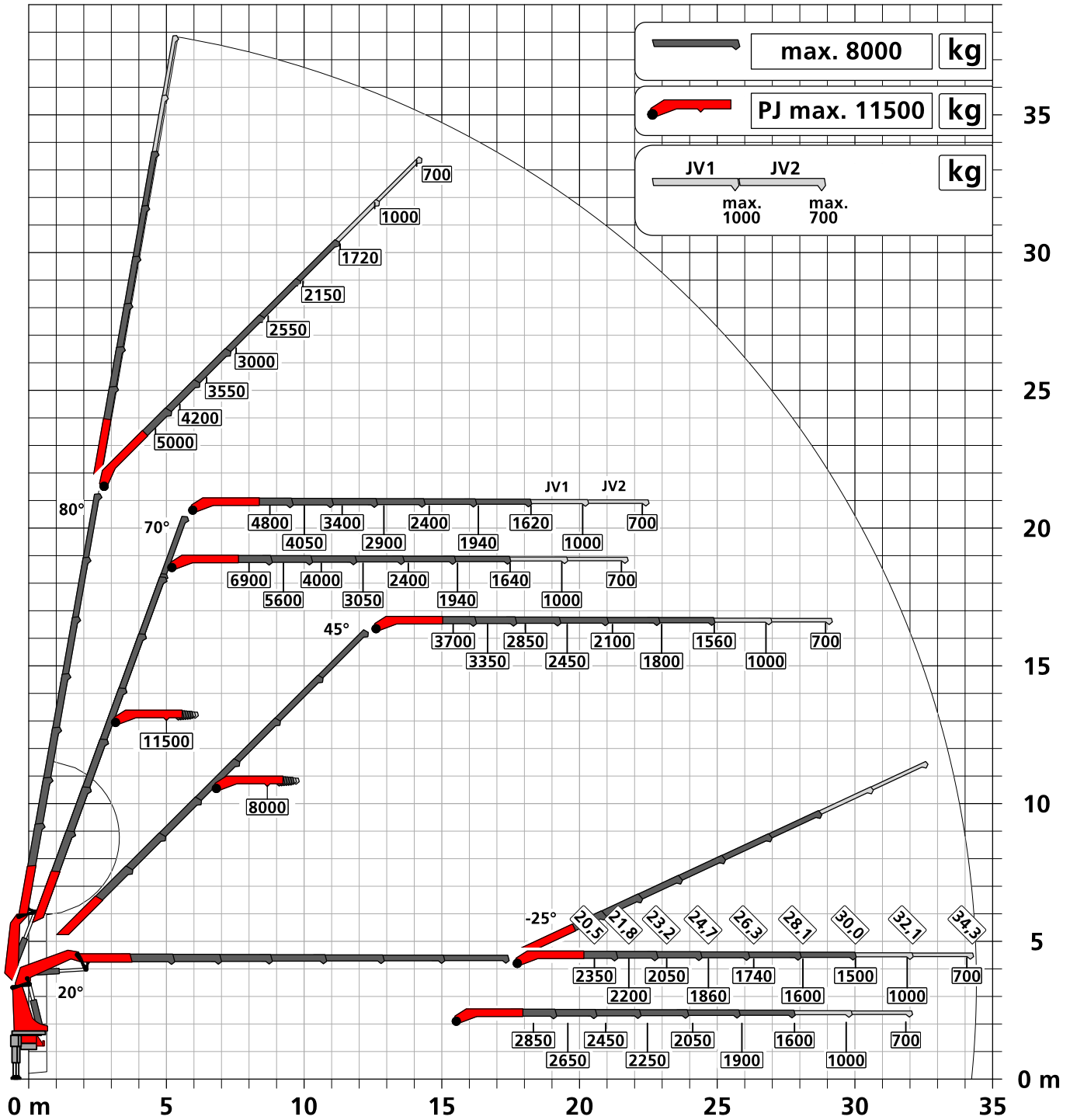
Seite 020.21100 3.5t

Konstruktionsänderungen vorbehalten, fertigungstechn. Toleranzen müssen berücksichtigt werden.

Krandarstellung symbolisch

# DPS-C

Dual Power System



:Eigengewicht      JV1      JV2  
 45 kg              45 kg

Die Tragkräfte laut Diagramm verringern sich bei Verwendung von mechanischen Verlängerungen um deren Eigengewicht.  
 Die Tragkräfte laut Diagramm verringern sich bei Verwendung von Schlauchausrüstung am Fly-Jib.



Zulässige Traglasten für Seilwinde siehe Datenblatt

Seite 020.21000 2.5t

Seite 020.21100 3.5t