

IVECO

P 250 BK

IVECO E-DAILY 50C14E

CONTRACT NUMBER: 11250964

NEW

ELECTRIC TRUCK

SYMBOLFOTO




SPECIFICATION

- The P250 BK e-DRIVE is light, safe, space-saving and emission-free.
- The workman basket and the telescopic system with extruded aluminum profiles not only keep the weight down, but also make the platform extremely robust
- Modern control panels in the basket and at the base allow easy and efficient set-up / operation of the platform • Automatic support stabilising with wheel clearance monitoring
- Even with a cage load of up to 250 kg the full working height can be reached
- Three stabiliser configurations: narrow (in contour), wide (fully extended) and one-sided broad positioning of the stabilisers, as well as automatic release of the associated working range

OFFER INFORMATION

Location details

Löbau, 02708 - Germany 

Dealer Name

Palfinger Platforms GmbH

Available from

24.02.2026

Product type

New

Contract number

11250964

Dealer E-mail

sales.platforms@palfinger.com

Dealer phone

004935854796121

- Flat substructure under the workman basket allows users to get as close to obstacles such as gable roofs

PRODUCT

Manufacturer	PALFINGER	Basket size	1,40 x 0,70 x 1,10 m
Model	P 250 BK	Basket capacity	250 kg
Construction year	2025	Basket turning device	2 x 90°
Outreach	16,9 m	Basket arm angle	185°
Max. height of work	24,7 m	Basket material	Aluminium
Turret rotation	500°		

TRUCK

Truck manufacturer	Iveco	Power	140 kW
Vehicle type	50C14E	Emmission standard	EURO6
Drivers cabine	DAILY	Axes	4x2
Wheel base	3750 mm	Gross vehicle weight	5200 kg

PALFINGER

P 250 BK eDRIVE

**EMISSION FREE
& SILENT**

LIFETIME EXCELLENCE



P 250 BK E-DRIVE

SUSTAINABLE AND EFFICIENT ALL THE WAY TO THE TOP

As one of the first access platforms, the P 250 BK e-DRIVE enables **emission-free operation** thanks to its **fully electric drive**. Especially in urban areas, the **sustainable and low-noise** platform impresses with its **working height of almost 25 meters**. The popular model from the Light NX-class has a space-saving and robust design and is equipped with three **different stabiliser configurations**. Rounded off by a large aluminum basket with **250 kg basket load** and modern control panels on the basket and base, this access platform is a versatile and easy-to-use partner in your working environment.

PRODUCT HIGHLIGHTS

- The P250 BK e-DRIVE is **light, safe, space-saving and emission-free**.
- The workman basket and the telescopic system with **extruded aluminum profiles** not only keep the weight down, but also make the platform extremely robust
- **Modern control panels** in the basket and at the base allow easy and efficient set-up / operation of the platform
- Automatic support stabilising with wheel clearance monitoring
- Even with a cage load of up to 250 kg the full working height can be reached
- **Three stabiliser configurations:** narrow (in contour), wide (fully extended) and one-sided broad positioning of the stabilisers, as well as automatic release of the associated working range
- Flat substructure under the workman basket allows users to get as close to obstacles such as gable roofs





E-DRIVE ACCESS PLATFORMS

Our way to zero emissions

Electrification is already a major factor in the access platform business in many countries. Therefore, solutions that enable emission-free work as well as solutions which offer a perspective on how the changeover to electrically powered machines are already needed today. With modern hybrid variants all the way to emission-free access platforms such as the P 250 BK eDRIVE, PALFINGER offers a wide range of solutions for this transitional process.




BATTERY & CHARGING TIMES

The battery of the IVECO eDaily has a capacity of 74 kWh, can be recharged while working and powers both the vehicle and the access platform. The charging time at a DC charging station with 80 kW is around one hour and is therefore also suitable for charging between individual work operations. With an AC charging station with an output of 22 kW, the charging time is around three hours.



CONSUMPTION: TRIPS & APPLICATIONS

The chassis with the mounted platform has a range of around 185 kilometers. In order to be able to check how many work cycles - one cycle corresponds to the extension of the platform to the maximum working height including a 90° rotation of the turntable and the return to the starting position - are still possible after a certain distance has been driven, we have created an application calculator. This can be found on the PALFINGER website.



CHARGING INFRASTRUCTURE

By 2030, Europe will have 13.79 TWh of charging energy per year for heavy duty vehicles, according to the EU infrastructure targets and additional plans in Germany. That would supply 97% of the energy needs of the electric trucks and coaches on the road. A recently agreed EU law obliges member states to install at least one truck charging hub every 60-100 km along major motorways.



COST SAVING

Thanks to the powerful electric engine of the IVECO eDaily, you work emission-free and CO₂-neutral which contributes to the environment. In addition, you also save running costs because no fuel has to be purchased and repairs to the transmission or alternator are not necessary.



APPLICATIONS















The P 250 BK e-DRIVE is emission-free and particularly quiet. That's why this platform is the perfect solution when it comes to working in conurbations, residential areas and no diesel-driving zones. It can also work indoors and during designated night and rest periods.



PERFORMANCE

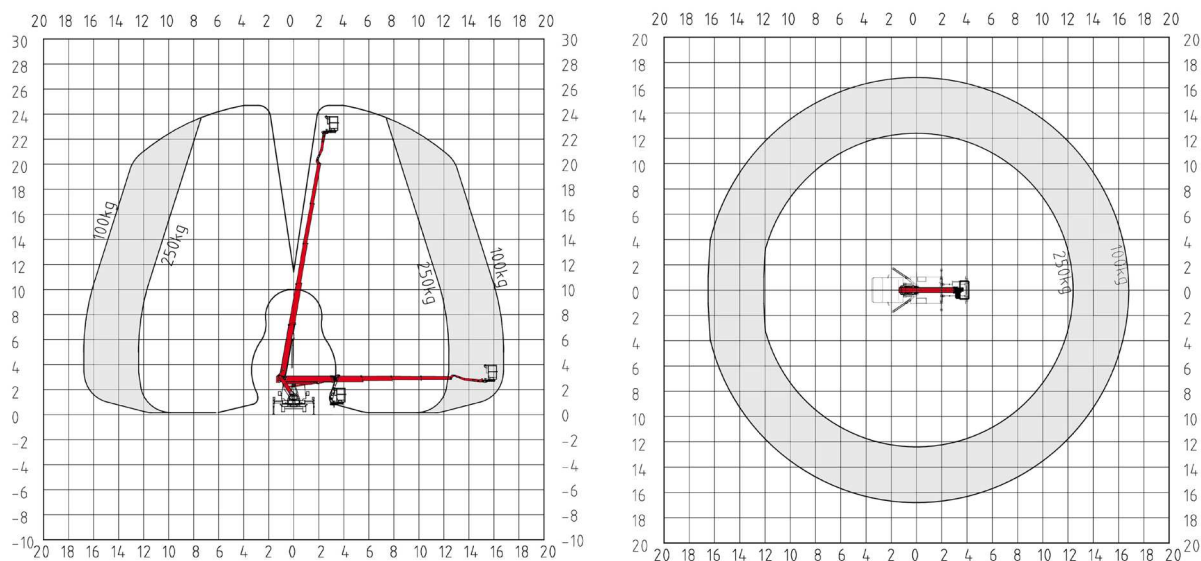
The all-electric chassis is particularly dynamic thanks to high torque and efficient motor braking power. During the work operation itself, you have the same power when compared to a conventionally truck-mounted access platform. Therefore, no change in working habits is necessary and you can utilize the full performance range of the P 250 BK e-DRIVE.

TECHNICAL SPECIFICATIONS

	Total weight *	4900 kg		Max. outreach to the side	16,9 m
	Overall length*	7,70 m		Max. outreach	16,4 m
	Total width*	2,25 m		Angle of main boom	500°
	Travelling height*	3,05 m		Rotation angle of cage	2 x 90°
	Wheelbase	3750 mm		Rotation angle of cage boom	185°
	Max. working height	24,7 m		Size of cage	1,40 x 0,70 x 1,10 m
	Max. cage bottom height	22,7 m		Max. cage load	250 kg

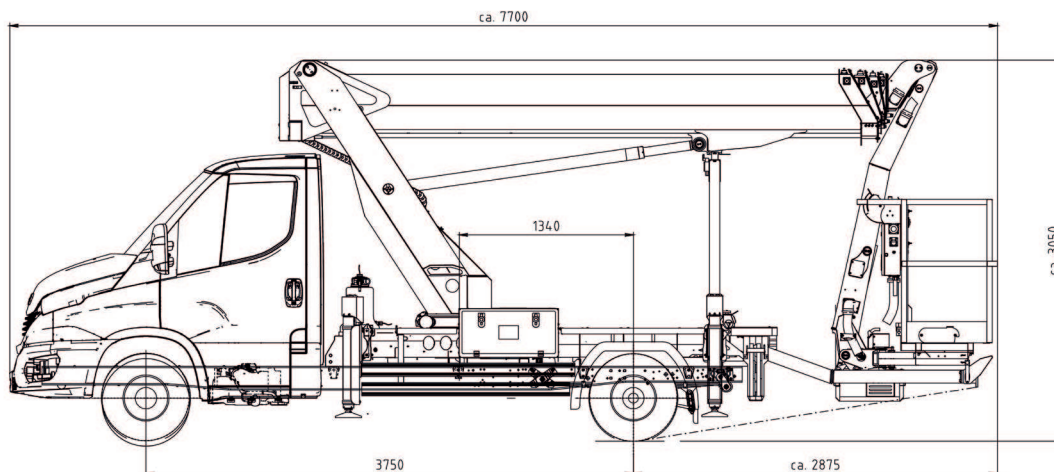
* Depending on the truck chassis

WORKING DIAGRAMS



* A possible 2% tolerance is contingent on structural components

DIMENSIONS





OPTIONS

- Tree cutting package (tool tray inside the cage, bracket for chainsaw, dividing screen, wooden frame, working lights and illumination of surrounding area)
- Attachment point for load securing nets
- Bracket inclusive 7 traffic cones
- Cable remote control to connect at the base
- Display in addition to the control panel
- Insulation package in combination with aluminum cage

Palfinger Platforms GmbH
Düsseldorfer Str. 100
47809 Krefeld | Germany

KP-P250BKEDM1+EN | P 250 BK eDrive English 05/23

Units shown in the leaflet are partially optional equipped and do not always correspond to the standard version. Country-specific regulations must be observed. Dimensions may vary. Subject to technical changes, errors and translation mistakes

PALFINGER.COM