

MAN

PK 135.002 TEC7

TGS 35.520 8X4H-6 BL

CONTRACT NUMBER: PALDRIVE 400


NEW

AVAILABLE



OFFER INFORMATION

Location details

Lengau, 5211 - Austria 

Dealer Name

Palfinger EMEA GmbH AT



Availability

Available

Available from

03.03.2019

Product type

New

Contract number

Paldrive 400

Dealer E-mail

sales@palfinger.com

Dealer phone

004366488345792

SPECIFICATION

Crane: PK 135.002 TEC7

- Hydraulic 8-fold extension
- High-speed extension system with return oil recovery
- Swivel range endless
- Hydraulic support leg extension (max. support width 10.000 mm)
- Additional hydraulic support (support width ca. 8.500 mm)
- Support legs can be swiveled hydraulically through 180 °
- Paltronic 150
- HPSC + LOAD
- Palcom P7 radio remote control /9 functions with cross levers

- Painting RAL3020
- Working lights on the articulated arm and on the fly-Jib
- Hose equipment for two additional devices including quick coupling (multi-faster)
- 3,5to- cable winch on the main arm (hydr. foldable), cable length: 90m
- inclusive 1Stran rope Equipment on the Fly-Jib
- Synchron control rope winch (SRC)
- 11to +18to load hook

Accessory: PJ190E (additional knuckle arm)

- Hydraulic 6-fold extension
- Can be folded upwards hydraulically by 25 °
- Applications with additional devices possible (e.g. gripper, rotator ...) including multi-faster
- PJM020 MFA-JIB (2 manual extensions)

Design Platform:

- Inner dimensions: 2.480 x 4.100 mm
- Design front wall: height 1.400 mm
- Side- and rearwalls height: 600 mm
- Foldable steps at 2 positions
- Platform floor made out of Aluminum profiles

Chassis: MAN TGS 35.520 8x4H-6 BL

- 520 HP , max. 2.650Nm
- Automatic drive, MAN TipMatic 12.28 OD
- MAN Hydro-drive at the 2nd Axle

-
- MAN 20tons frame reinforcement provides better Crane performance above the Cab area
 - Leaf suspension on front axles, air suspension on rear axles
 - Fuel tank 390l / AD-Blue tank 35l
 - Tyres driven axle: 315/80R22,5
 - Tyres 1st, 2nd & 4th axle: 385/65R22.5
 - Cabin colour: RAL9016 traffic white / chassis colour: RAL9011 graphite black

PRODUCT

Manufacturer	Palfinger	Lifting moment	109,3 mt
Model	PK 135.002 TEC7	Outreach / Lifting power	32,0m / 1280 Kg
Construction year	2023	Max outreach	32,0m

TRUCK

Truck manufacturer	MAN	Axes	8x4
Construction year	2023	Gross vehicle weight	32.000 Kg
Drivers cabine	TM	Dead weight	29.900 Kg
Wheel base	1795+2980+1350 mm	Payload	2.100 Kg
Power	510 PS	Payload category	<6t
Emmission standard	EURO 6e	Construction	Heavy duty crane

Konstruktionsänderungen vorbehalten, fertigungstechn. Toleranzen müssen berücksichtigt werden.

Krandarstellung symbolisch


DPS-C

Dual Power System



Eigengewicht: JV2
75 kg

Die Tragkräfte laut Diagramm verringern sich bei Verwendung von mechanischen Verlängerungen um deren Eigengewicht.
Die Tragkräfte laut Diagramm verringern sich bei Verwendung von Schlauchausrüstung am Fly-Jib.

 Zulässige Traglasten für Seilwinde siehe Datenblatt
Seite 020.21000 3.5t

PK 135.002 TEC 7

LIFTING CAPACITY MEETS LOADING CAPACITY

LIFETIME EXCELLENCE



LIFETIME EXCELLENCE

PALFINGER loader cranes are convincing due to their superior life-cycle performance. They are the most economical and also the most reliable over the entire product life. From solution finding to resale.

- Better solutions
- Better efficiency
- Better ergonomics
- Higher availability
- More reliability
- Better ecology
- Higher serviceability
- Higher value retention



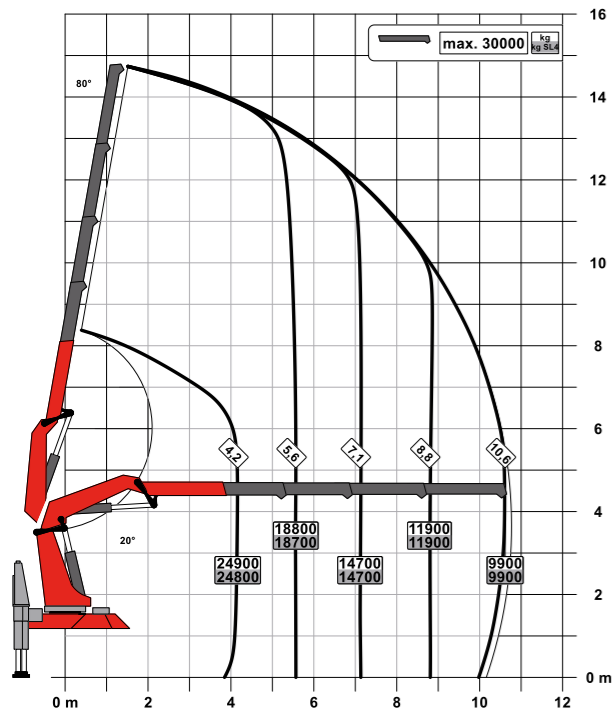
PERFECT WORKING EQUIPMENT

- Gross vehicle weight of 32 t – fully equipped with 2500 to 3000 kg payload capacity
- Gross vehicle weight of 40 t – fully equipped with 8000 kg payload capacity
- Very stiff and light boom system thanks to P-Profile
- High working speed thanks to double circuit control
- Possible choice between three fly-jibs
- Hydraulic lifting height with fly-jib of up to 38 meters
- More efficiency with fly-jib due to DPS-Plus and DPS-C
- High operator friendliness thanks to radio remote control
- More power thanks to S-HPLS
- Maximum utilization of the working range thanks to extended HPSC

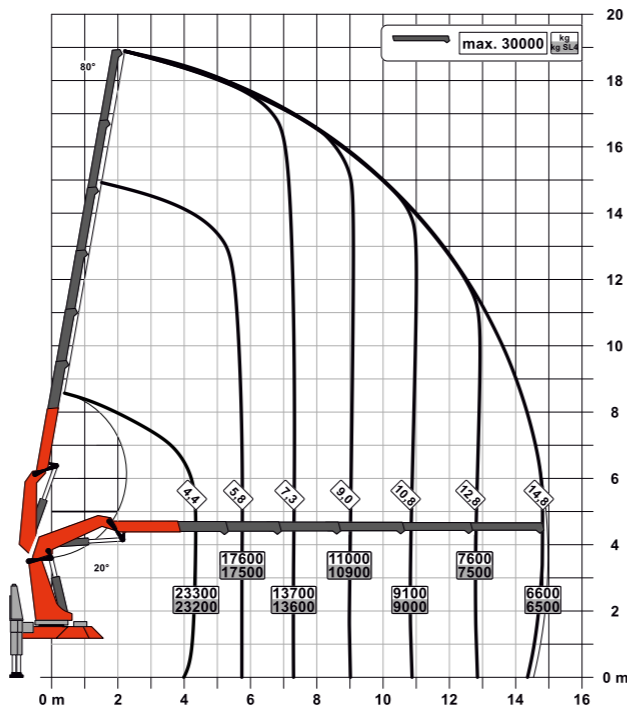


HIGH PERFORMANCE

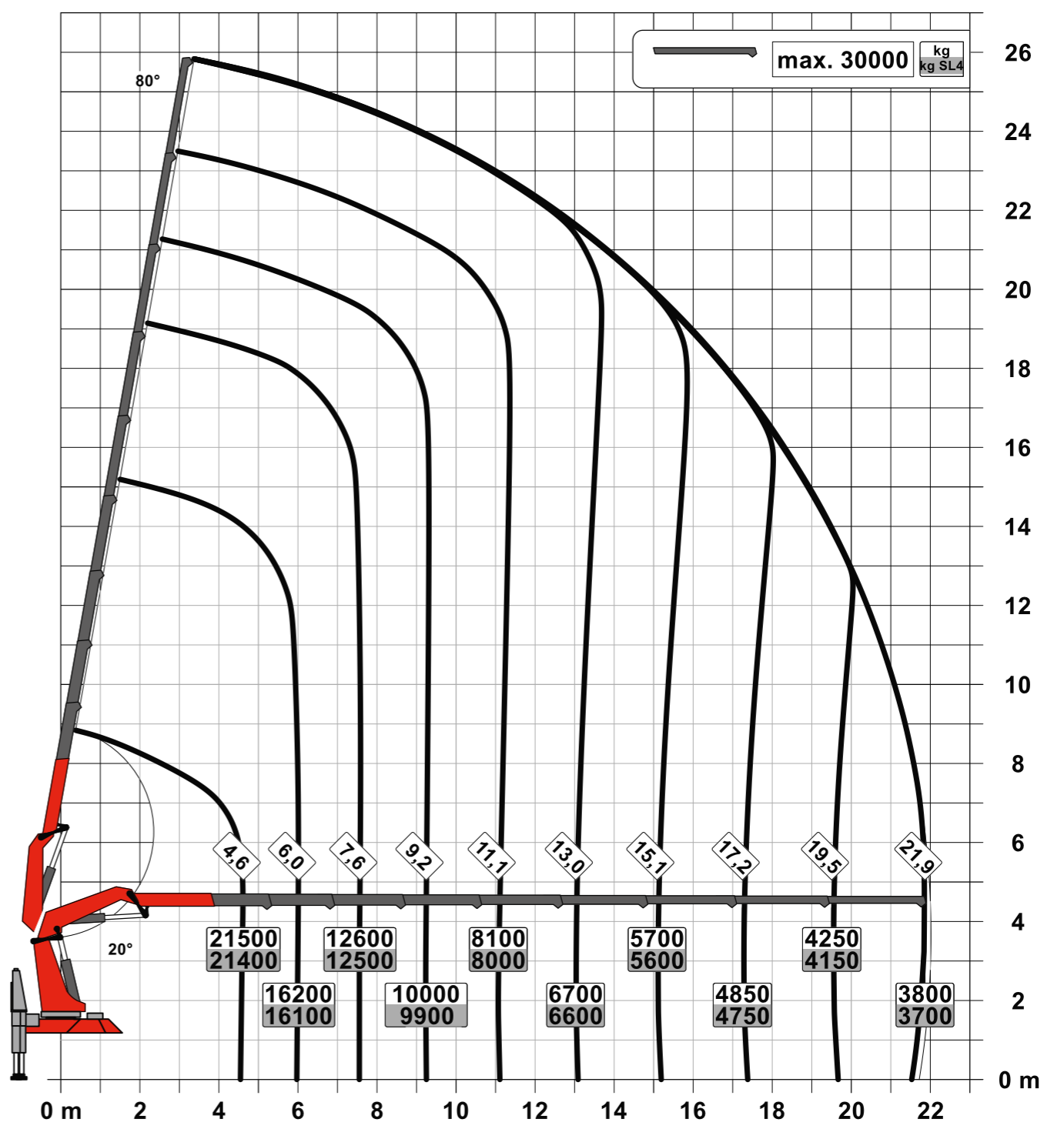
C



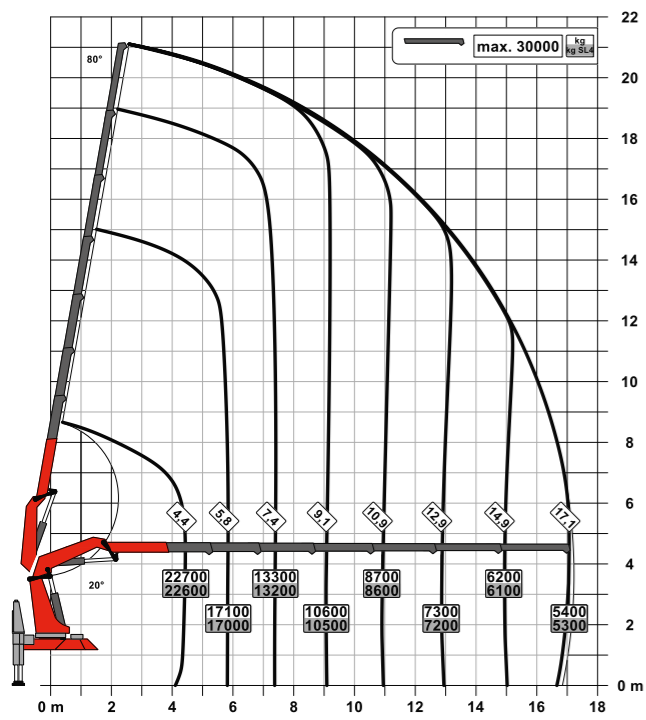
E



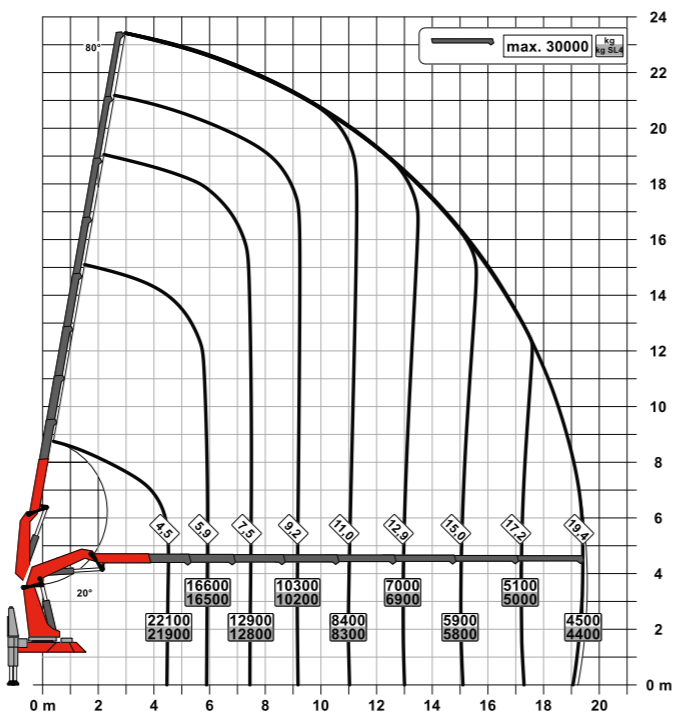
H



F



G

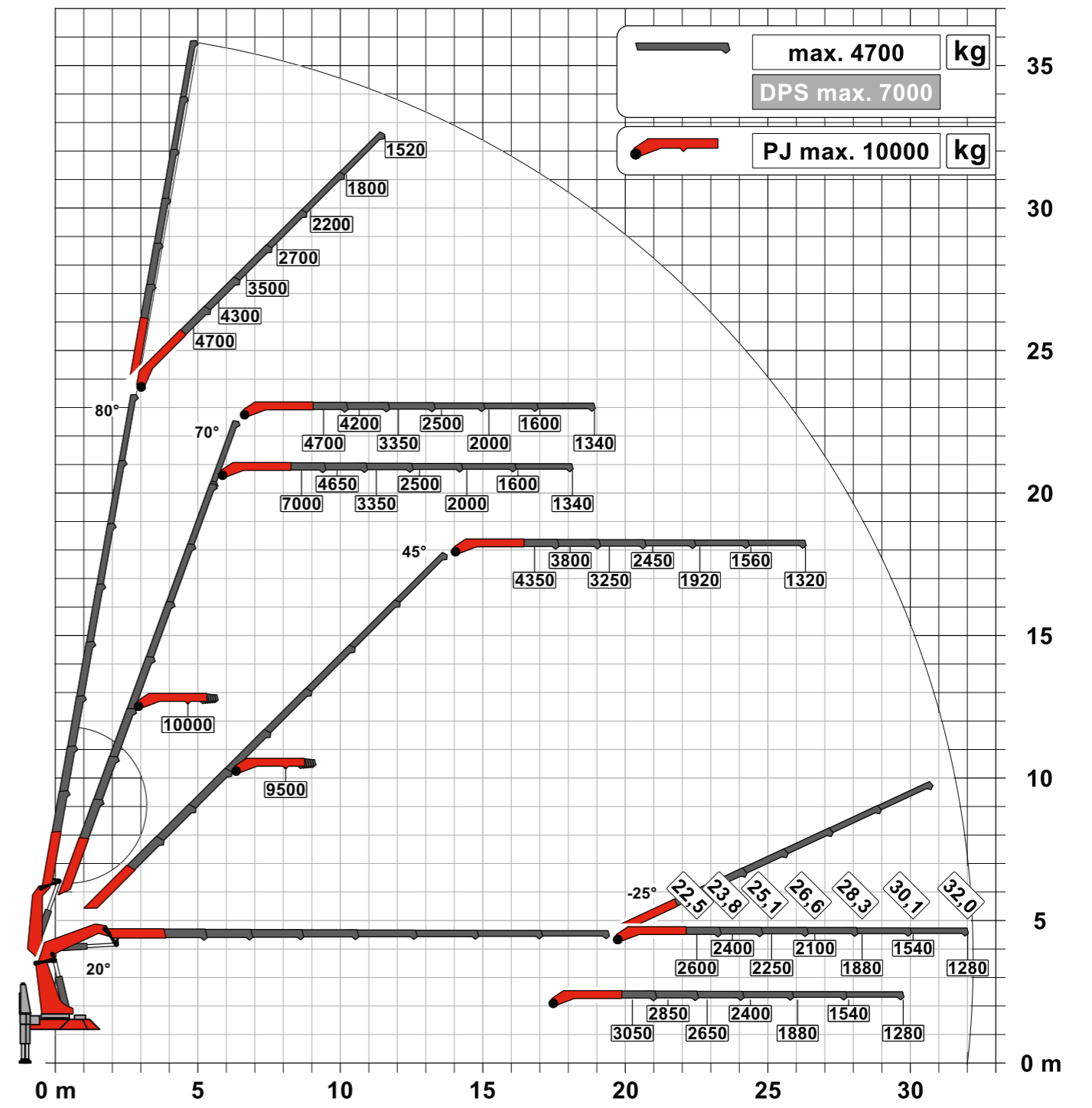


STRONG WITH FLY JIB

H PJ 150 E DPS-C



G PJ 190 E DPS-C



F PJ 240 E DPS-C



PERFECT DIMENSIONS

Technical specifications EN 12999 HC1 HD5/S1

Max. lifting moment	109.3 mt/1072.3kNm	790890 ft.lb
Max. lifting capacity	30000 kg/294.3 kN	66200 lb
Max. hydraulic outreach	22.0 m	72' 2"
Max. outreach (with fly-jib)	34.7 m	113' 9"
Slewing angle	continuous	
Slewing torque	10.6 mt/104.0 kNm	76710 ft.lb
Stabiliser spread	10.0 m	32' 10"
Width folded	2.55 m	8' 4"
Max. operating pressure	385 bar	5584 psi
Recommended pump capacity	from 2 x 100 l/min to 2x 130 l/min	2 x 26.4 US gpm 2 x 34.3 US gpm
Dead weight: (HYA C R4XH)	10170 kg	22420 lb

TEC 7

- Power Link Plus
- Paltronic
- S-HPLS
- PALcom P7
- Soft Stop
- Optional:
 - DPS-C
 - HPSC-Plus
 - P-Fold
 - AOS
 - RTC
 - SRC
 - PJ 150, PJ 190 or PJ 240
 - Rope winch 3.5t



FIRST-RATE IN DESIGN AND PERFORMANCE

15 Highlights



Continuous slewing system
Unrestricted movement

More efficient in operation due to faster loading cycles, since the crane can be slewed over a shorter distance. The crane works more efficiently and faster.



Power Link Plus
High variety of uses

With the 15 degree reverse linkage system on the knuckle boom and the 25 degree reverse linkage system fly-jib, you can reach through low door openings and also work inside buildings. Heavy crane work – even in difficult conditions.



Extension boom system
Excellent stability, even at a height

Thanks to the use of high-strength fine-grain structural steels in combination with a new extension boom profile, stiffness is increased and weight reduced.



HPSC-Plus
Maximum utilization of the working range

The modular system HPSC-Plus offers three modules expanding HPSC. Thanks to load detection, length measurement system or stabilizer force detection, lifting capacity can be maximized.



S-HPLS
More lifting power when it counts

S-HPLS is one of the most important functions of the PALTRONIC. It is a fully automatic system for increasing lifting power. The lifting power and crane speed can be continuously adapted to suit requirements.



PALcom P7
Communication with the operator

The new PALcom P7 features a modern, ergonomic design. The centrally located knob „PALdrive“ and a large colour display enables easy and safe operation.




Rope winch
Additional possible applications

A 3.5 ton rope winch is available on the main boom or knuckle boom, featuring a high lifting capacity.



Functional design
Practical and attractive

Robust plastic covers protect crane parts against dirt and damage. Improved looks and increased operational comfort – throughout the entire lifetime.



Soft Stop function
Improved comfort and safety

The Soft Stop function is an electronic limit position damper. It causes gentle braking of all crane movements before the limit position is reached. Hence, jerky movements and load impacts can be avoided. The crane can be operated more gently and precisely.



SRC and RTC
More comfort in rope winch operation

SRC (Synchronised Rope Control) maintains a constant distance between the pulley head and the hook block, while RTC (Rope Tension Control) is automatically controlling the rope tension. Two systems, which are particularly valuable in terms of operator friendliness and efficiency of operations.



AOS
Maximum precision and safety

The active oscillation suppression system prevents „post-oscillation“ in the event of rapid braking or load changes. The stress peaks on the extension boom system are reduced and material fatigue and wear are minimized. This increases the resale value.



DPS-Plus / DPS-C
More efficient fly jib operation

The Dual Power System allows multiple uses of the crane both for large outreaches as well as for heavy load operation.



P-FOLD
Perfect set-up by fingertip control

The new assistance system makes folding and unfolding an easy job for the crane operator. This significantly increases operator comfort and prevents costly damage.



Workman basket
Maximised functionality

With the aid of the workman basket, additional duties like installation and maintenance work can be performed with the crane.



MEXT and WEIGH
Systems for easy handling

MEXT includes mechanical extensions into the overload protection while WEIGH allows to weigh loads. The result: lower effort for the operator in daily working tasks.



* Optional features / country-specific equipment

KP-PK135002T7M2+EN

Cranes shown in the leaflet are partially optional equipped and do not always correspond to the standard version. Country-specific regulations must be observed. Dimensions may vary. Subject to technical changes, errors and translation mistakes.

MCC INSTALLATION
PRODUCT-
DESCRIPTION



**MOUNTING
COMPETENCE CENTER**

MOUNTING CRANE
PK 135.002 TEC 7

EUROPEAN DESIGN BODYWORK



THE PLATFORM

WELL-DESIGNED AND VERSATILE



The platform with integrated cutouts for the mudguards is attached laterally to the subframe to keep the loading height as low as possible. The PALFINGER design front wall is not only convenient but also a real eye-catcher.

FUNCTIONAL DESIGN



The attractive front wall includes a full-length storage box, hooks for hanging straps and 4 LED working lights. A robust aluminium floor and lashing points in the border profile guarantee carefree transport for many years. Access to the loading area is possible via folding steps integrated in the side walls.

EVERYTHING TIDIED UP



Crane equipment and load handling devices can be safely stored in the aluminium toolbox with plywood body. The vehicle batteries are installed easily accessible in another box. Heavy chains are best stowed in the trays on the additional stabilizers, where they can simply be picked up with the crane.

WELL ILLUMINATED



LED working lights, LED reversing lights and LED environment lighting provide optimal illumination around the vehicle. Flashing lights at the rear and in the front of the vehicle attract further attention.

PERFECTLY EQUIPPED



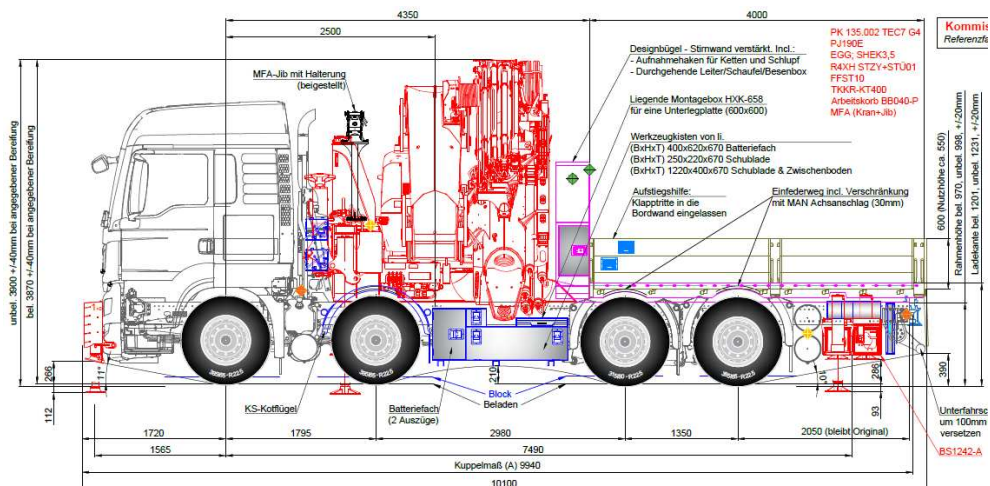
The MFA jib can be stored above the crane tank for transport to save space. On cranes with a workman basket, 2 power packs ensure safe emergency operation should the crane control fail.

PERFEKTLY SUPPORTED



The additional stabilizers and the front stabilizer ensure maximum stability of the vehicle and best crane performance.

TRUCK SPEZIFIATION	MAN TGS 35.510 8x4H-6 BL
Wheelbase	1795+2980+1350mm
Required overhang	2050mm
Exhaust pipe	Standing on frame right
Cabin	TM
Front mounting plate	For crane stabilizers
Mudguards	From truck manufacturer
Side collision protection	From truck manufacturer
Underrun protection	From truck manufacturer
Trailer coupling	From truck manufacturer
Side marker lights	From truck manufacturer
Wheel chocks	From truck manufacturer



INSTALLATION-SPEZIFICATION	Cranes 111-170mt
Position of the crane	Front (CR-170-EGG-F)
Front stabilizer	MAN single stabilizer (STAB-MAN-01)
Air tanks	Displacement (AIRTA)
Hydrodrive oil cooler	Displacement (HYDRO)
Propshaft	(CARD)
Displacement of truck battery	(TRUCK-BATT)
Platform	PALFINGER low built platform (PLAT-2301)
Platform coating	Galvanized and painted (PL-GAL-RAL)
Front wall	Design-front wall (FW-DES)
Platform length	4100mm
Side wall height	600mm
Side wall split	1 pillar
Step-ups	At 2 positions (2-STEP-IP)
Platform floor	Aluminium natural (P-ALU-11)
Side collision protection	Adjustment
Wheel chocks	Installation (CHOCK)
Toolboxes	1 pcs. Custom box big size cranes (BOX-1300)
Trays	BS chain box (TRAY-BS-01) Painted (TRAY-PAINT) Coated inside (TRAY-RUBB)
Stabilizer plate holder	5 pcs. Standard (PLATE-STD)
Lighting	4 pcs. LED working lights (LED-WORK-4) 4 pcs. LED reversing lights (LED-REAR-4) LED environment lights (LED-ENV) Outline lamps (OUTLINE) 4 pcs. flashing lights (FLASH-4) Side marker lights (SIDE)
Tailored light bar	Rigid (LIGHT-BAR-01)
R70 Reflector plates	At the rear (MARK-R70)
MFA-Jib bracket	On the tank (MFA-TANK)
Preparation for workman basket	Emergency power pack 2 circuits (AGG-02)
Battery charger	Installation in the cabin (RC-CR)
HPSC-Setting	Crane + front stabilizer + FPM + EQ (HPSC-170+FST + FST + FPM + EQ)

