

SCANIA

PK 1050 TEC

R 500 8X2*6 LB

CONTRACT NUMBER: PALDRIVE 511

NEW

ON REQUEST




SPECIFICATION

PK 1050 TEC

- Hydraulic 8-fold extension
- High-speed extension system with return oil recovery
- Swivel range endless
- Hydraulic support leg extension (max. support width 8.800 mm)
- Additional hydraulic support (support width ca. 7.100 mm)
- Support legs can be swiveled hydraulically through 180 °
- Palcom P7 radio remote control /9 functions with cross levers
- Painting RAL3020
- Working lights on the articulated arm and on the fly-Jib

OFFER INFORMATION

Location details

PALFINGER, 86-050 - Poland 

Dealer Name

Palfinger EMEA GmbH PL



Availability

On request

Product type

New

Contract number

Paldrive 511

Dealer E-mail

sales@palfinger.com

Dealer phone

004366488345792

- Hose equipment for two additional devices
- 3,5to cable winch on the main arm (hydr. foldable), cable length: 90m
- 2Stran rope Equipment on the Crane
- 1Stran rope Equipment on the Fly-Jib
- synchronized control rope winch (SRC), rope tension control (RTC)
- 11,5to +18to load hook
- Paltronic 180
- HPSC + LOAD
- P-fold, Smart control, Memory position, Leveling Assistant etc.

PJ190E (additional knuckle arm)

- Hydraulic 6-fold extension
- Can be folded upwards hydraulically by 25 °
- Applications with additional devices possible (e.g. gripper, rotator ...)

Installation

- tractor unit + detachable platform
- fifth wheel incl. XXL Slider: Jost JSK-SL-E032-X6
- Inner dimensions platform: 2.480mm x 4.400mm
- Front wall: height 1.400 mm
- Side- and rearwalls height: 400 mm

Scania R500 8x2*6 LB

- 500PS , max. 2.650Nm

-
- Automatic Gearbox: CG33M + Opticruise
 - 25tons frame reinforcement provides better Crane performance above the Cab area
 - air suspension on all axles
 - Fuel tank 310l / AD-Blue tank 47l
 - Tyres driven axle: 315/80R22,5
 - Tyres 1st, 2nd & 4th axle: 385/65R22.5
 - Cabin colour: Ivory White / chassis colour: Scania Sub Grey

PRODUCT

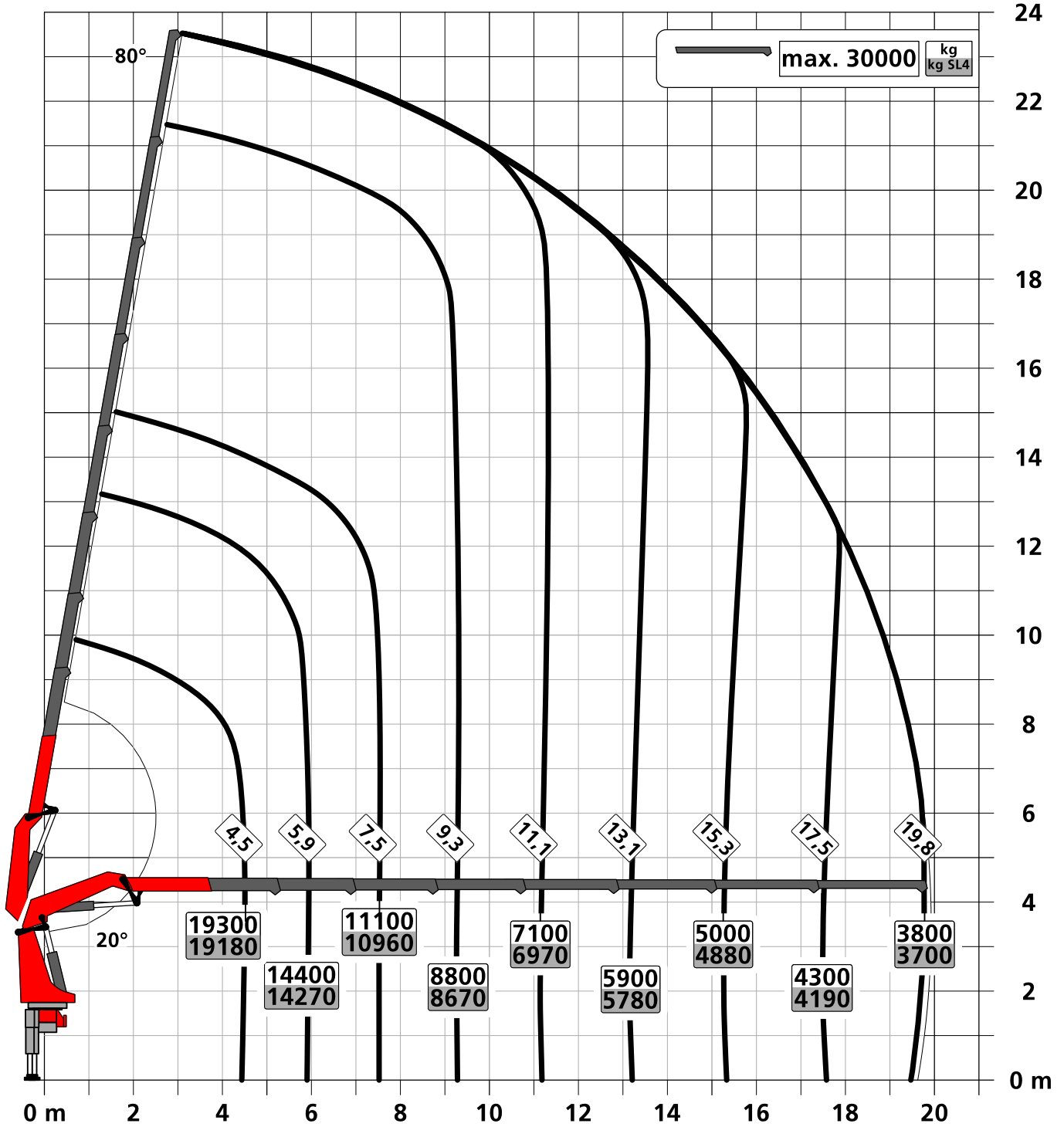
Manufacturer	Palfinger	Lifting moment	95,0 mt
Model	PK 1050 TEC	Outreach / Lifting power	32,4 m / 1280 Kg
Construction year	2024	Max outreach	32,4 m

TRUCK

Truck manufacturer	Scania	Axes	8x2*6
Construction year	2024	Gross vehicle weight	32.000 Kg
Drivers cabine	CR20N	Dead weight	27.500 Kg
Wheel base	4.550mm	Payload	4.500 Kg
Power	500 PS	Payload category	<6t
Emmission standard	EURO 6	Construction	Sattelzugmaschine

Konstruktionsänderungen vorbehalten, fertigungstechn. Toleranzen müssen berücksichtigt werden.

Krandarstellung symbolisch



Zulässige Traglasten für Seilwinde siehe Datenblatt

Seite 020.21000 2.5t

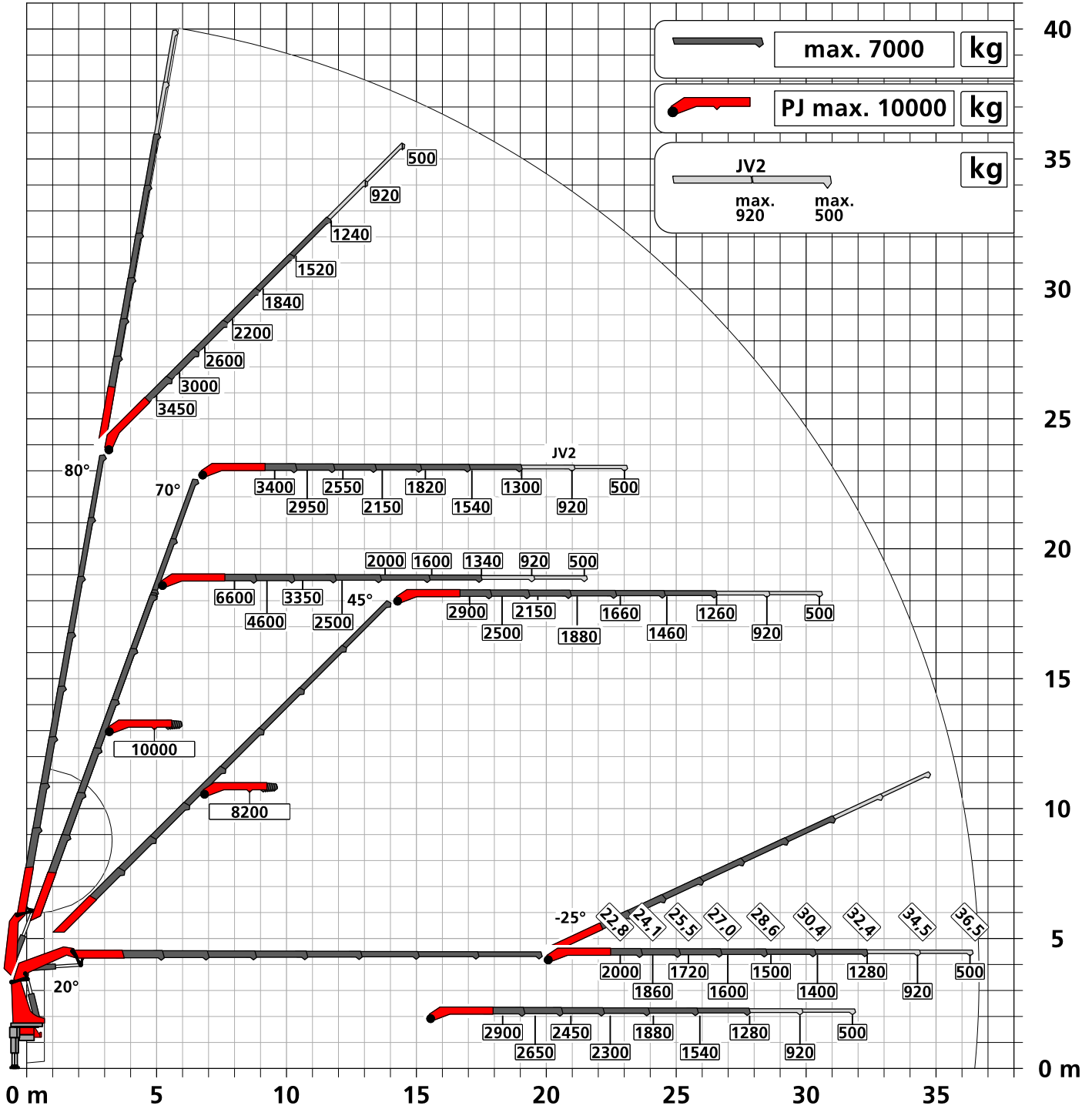
Seite 020.21100 3.5t

Konstruktionsänderungen vorbehalten, fertigungstechn. Toleranzen müssen berücksichtigt werden.

Krandarstellung symbolisch

DPS-C

Dual Power System



:Eigengewicht JV2
75 kg

Die Tragkräfte laut Diagramm verringern sich bei Verwendung von mechanischen Verlängerungen um deren Eigengewicht.
Die Tragkräfte laut Diagramm verringern sich bei Verwendung von Schlauchausrüstung am Fly-Jib.



Zulässige Traglasten für Seilwinde siehe Datenblatt

Seite 020.21000 2.5t

Seite 020.21100 3.5t

