

MAN

P 300 KS

TGL 8.160 4X2 BB

KONTRAKTNUMMER: P300KS STANDARD

NY


I PRODUKTION



SPECIFIKATION

TILBUDSINFORMATION

Lokationsdetaljer

Löbau, 02708 - Tyskland 

Forhandler, detaljer

Palfinger Platforms GmbH

Produkttype

Ny

Kontraktnummer

P300KS Standard

Forhandler, e-mail

sales.platforms@palfinger.com

Forhandler, telefon

004935854796121

- Variabelt støttebenssystem
- Automatisk støttebensnivellering
- Muligt at køre med chassiset med jibben oppe og hovedarmen hvilende på holderen
- Home-funktion
- Memory-funktion
- Stopper bevægelser, når kurven rammer en forhindring
- Central elforsyning i kurven (24V) og ekstern 230 V CEE-plug-in på fundamentet og CEE- stik i kurven (inkl. HFI-switch)
- Aluminiumkant, begge sider er hængslet
- Automatisk justering af rækkevidde
- 4 plader inkl. holder
- Farvedisplay til kurvebetjening
- Start/stop af motor fra betjeningen
- Overvågning af batteriet inkl. advarselssignal
- Belysning af alle støtteben og betjeningsselementer
- CE-mærket, overensstemmelseserklæring, declaration of conformity, servicebog
- Nødbetjeningspanel

Lakeret i RAL9010 pure white

Next unit available in CW 09.2023

Producent	PALFINGER	Kurvestørrelse	1,80 x 1,00 x 1,10 m
Model	P 300 KS Facelift	Kurvens kapacitet	400 kg
Produktionsår	NEU - NEW	Kurvens rotation	+/- 85°
Rækkevidde	20,5 m	Basket arm angle	195 °
Maks. arbejdshøjde	30,0 m	Kurvemateriale	Aluminium
Søjlerotation	540 °		
Lastbilproducent	MAN	Akselafstand	3.050 mm
Vehicle type	TGL 8.160 4x2 BB	Hestekræfter	118 kW / 160 PS
Produktionsår	NEU - NEW	Emissionsnorm	EURO 6
Førerhus	C	Aksler	4x2
		Totalvægt	7.490 kg

PALFINGER

P 300 KS FACELIFT

**COMFORT LIKE
NEVER BEFORE**

LIFETIME EXCELLENCE



HIGHLIGHTS

- 30m working height with 400kg cage load
- Powerlift-System with max. 300kg payload, 150kg per load cross beam/boom
- Improved performance data of minimal mode: 10° movement to the left and right with full jib manoeuvrability, operations at 8 meters working height without stabilizers
- Improvement of ergonomics: optimized underrun protection due to enlarged control boxes as well as improved slope angle
- Stabilizer operation from the base at the left and at the right side
- Convenient access to the working cage
- Thanks to the fully variable stabilizer system, the stabilizers can be positioned precisely, even on uneven terrain with 730mm stroke and up to 5° of inclination
- The shortest overall length and wheelbase in this class (3050mm) ensures good manoeuvrability

STANDARDS














- Home function
- Memory function
- Foldable Aluminium bordering enable easy transport of bulky parts
- Cage load measurement device
- Cage exchange system - enables an easy and quick exchange of aluminium and fiberglass working cages
- Automatic adjustment of outreach due to monitoring of the platform's inclination. Fast, safe working despite vehicle inclination.
- 4 Safety spreader plates
- Battery voltage monitor
- Emergency control panel
- 230V CEE power supply with CEE socket in the workman cage

OPTIONS

- Protection guard on top of driver's cab
- Dividing screen with bracket at the main boom rest and in the cage
- Wooden frame on the cage
- Bracket for chainsaw
- Bracket for 7 traffic cones mounted on the chassis covering
- Airline rails at the bordering incl. 4 fittings
- Vertical parallel drive of the cage
- 2 covers for warning beacons at the turntable and at the main boom rest
- 4 working lights mounted at the basic frame to illuminate the outrigger areas
- 2 working lights mounted on the left and right side at the main boom rest to illuminate the surrounding
- Short rear underrun protection (with integrated rear lighting)
- Electric emergency pump
- Device for checking axle-position for both axles, with one sensor per tyre each
- Insulation package in combination with aluminium cage: Double insulation against 1000V according to DIN VDE 0682-742.
- Possibility of mounting on all-wheel drive or standard chassis of various manufacturers and weight classes with optimized jack-up widths

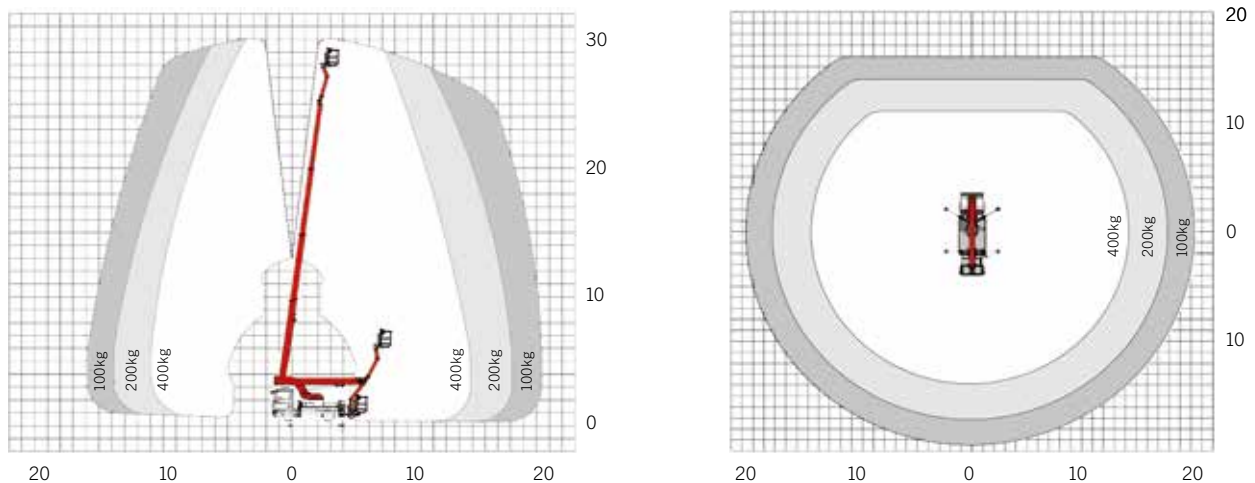


TECHNICAL SPEZIFICATIONS

	Total weight*	7490 kg		max. outreach *	20,50 m
	Overall length	7,60 m		Rotation angle of turntable	540°
	Width in transportposition	2,52 m		Rotation angle of cage	+/-85°
	Height in transportposition	3,50 m		Rotation angle of cage boom	195°
	max. stabiliser width	5,00 m		Size of cage	1,80 x 1,0 x 1,10 m
	max. working height	30 m		max. cage load	400 kg
	max. cage bottom height	28 m			

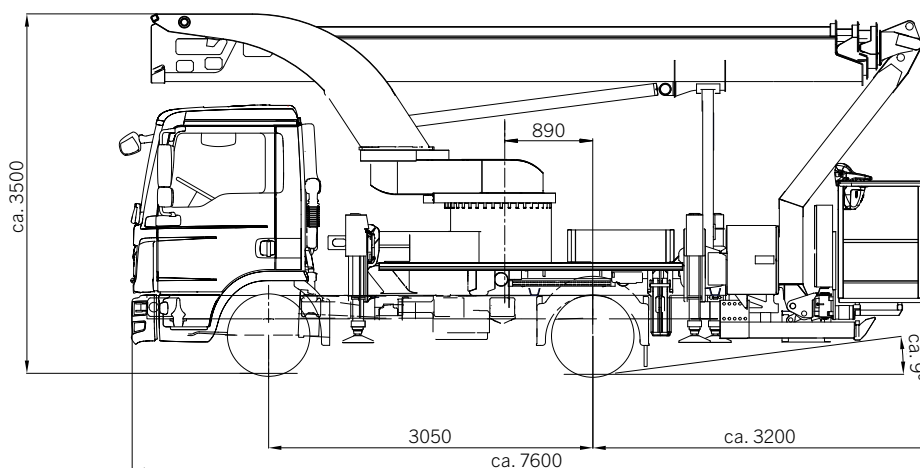
* Depends on truck chassis

WORKING DIAGRAMS



A possible 2% tolerance is contingent on structural components

DIMENSIONS



YOUR CONTACT

Palfinger Platforms GmbH

Düsseldorfer Str. 100
47809 Krefeld | Germany

KP-P300 KSM3 +EN

Units shown in the leaflet are partially optional equipped and do not always correspond to the standard version. Country-specific regulations must be observed. Dimensions may vary. Subject to technical changes, errors and translation mistakes.

Platforms | Area sales Manager




Head of sales
Michael Gruböck



Laura Garagnani
Responsible Areas:
France, Portugal, Spain



Dieter Schlosser
Responsible Areas:
Switzerland, Slovakia,
Hungary, Romania, Bulgaria,
Australia, New Zealand,
Georgia, Ireland,
United Kingdom




Timo Lenzen
Responsible Areas: Norway,
Sweden, Finland, Island,
Denmark, Faroe Islands,
Latvia, Lithuania, Estonia,
Czech Republic, Poland,
Ukraine, Moldova



Johann Poschner
Responsible Areas:
Germany, Austria




Adnan Isso
Responsible Areas:
Netherlands, Belgium,
Luxembourg



ALFREDO CAREDDU
Responsible Areas:
Italy, Malta



Mohammed AlNajmi
Responsible Areas: Slovenia,
Croatia, Greece, Cyprus,
Serbia, Bosnia, Kosovo,
Montenegro, Albania,
Macedonia, Israel, Turkey,
Georgia, Syria, Lebanon,
Jordan, Iraq, Iran,
Afghanistan, Saudi Arabia,
Kuwait, Bahrain, Qatar, UAE,
Oman, Yemen



Mohammed AlNajmi
Responsible Areas:
Africa

