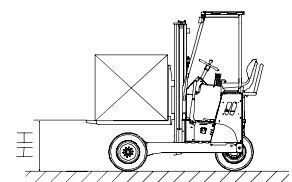
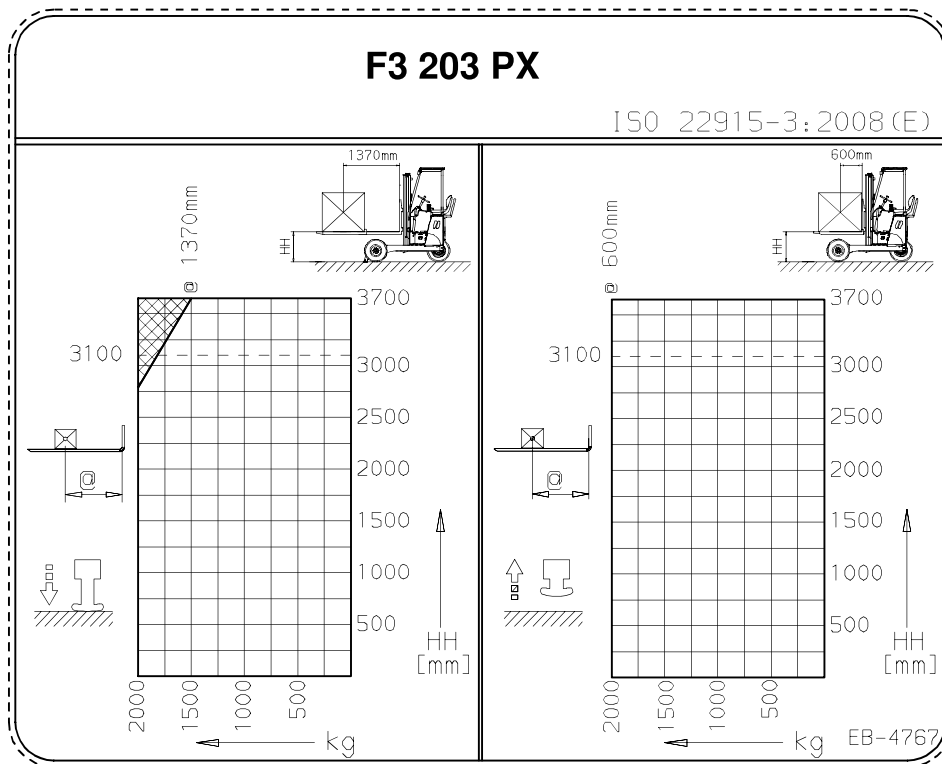
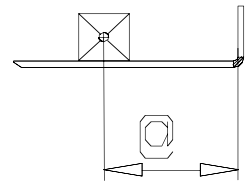


ISO 22915-3:2008(E)



Maximale höchstzulässige Traglast 2000 kg
 Maximum permissible load 2000 kg
 Maximum charge 2000 kg

Konstruktionsänderungen vorbehalten, fertigungstechn. Toleranzen müssen berücksichtigt werden.
 Subject to change, production tolerances have to be taken into account.
 Sous réserve de modifications de conception. Les tolérances relatives à la technique de production doivent être prises en considération.

