

CR SERIES

**VERSATILITY FOR THE
SAFE AND EFFICIENT
TRANSPORT OF YOUR
GOODS – EVEN ON
DIFFICULT TERRAIN.**

LIFETIME EXCELLENCE



LIFETIME EXCELLENCE

PALFINGER truck-mounted forklifts offer maximum reliability. High-quality products and excellent service – all taken care of by our highly responsible team. Competent solutions to meet your daily requirements – for the entire service life of your forklift.

- Better solutions
- Better efficiency
- Better ergonomics
- Higher availability
- More reliability
- Better ecology
- Higher serviceability
- Higher value retention



For further information please visit: www.palfinger.com/thebrand

THE PERFECT COMBINATION OF **FLEXIBILITY AND PERFORMANCE**

- Easy and time-saving maintenance
- Maximum manoeuvrability
- Safety and comfort
- Long-term value retention
- Best-possible visibility
- Simple electrics as well as reliable and stable technology
- Easy loading and unloading from one side



IMPRESSIVE ARGUMENTS

10 Highlights



Easy and time-saving maintenance

- Clearly laid-out and easily accessible inspection and maintenance points

Maximum manoeuvrability and long service life

- 180° steering angle ensures swift and effective working, even in extremely confined spaces
- Simple design for minimal wear and maintenance costs



Safety and comfort

- Generous legroom and centrally positioned seat
- Ergonomically arranged controls ensure swift, fatigue-free work

Best-possible visibility

- Free-view mast makes work easier in any situation
- Perfect view even of the right-hand side of the vehicle



Simple electronics as well as reliable and stable technology

- Protected components thanks to a compact design and enclosed chassis construction
- Double-chrome-plated piston rods
- Geomet®-coated mast chains
- Directly flanged pumps

Rapid response, anytime, anywhere

- Optimum spare parts service
- 1,500 PALFINGER service support points worldwide
- Qualified customer service employees



Long-term value retention thanks to the best-possible corrosion protection

- Extensive surface pre-treatment
- Full, cathodic immersion primer coating (core process)
- Powder coating process to finish

Easy loading and unloading from one side

- Promotes efficient work and saves money



Fast and safe

- Patented load holding valves for safety during operation
- Quick and easy in the ideal parking position on the truck

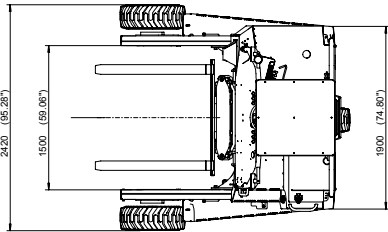
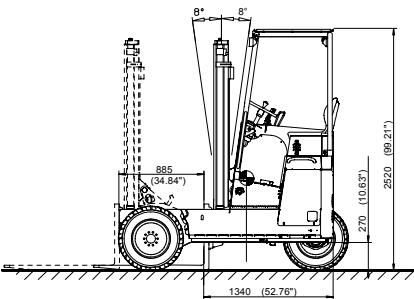
Strong services = increased productivity

- Increased capacity usage thanks to improved flexibility
- Stronger customer ties with additional service
- Fast, independent deliveries with pinpoint accuracy



OUR CUSTOMERS' REQUIREMENTS TRANSFORMED INTO HIGH-QUALITY TECHNOLOGY

CR 253



Load capacity	2500 kg/600 mm
Engine	3-cyl. diesel engine
Lift height	up to 3650 mm
Dead weight	2240 kg (without forks)

Features

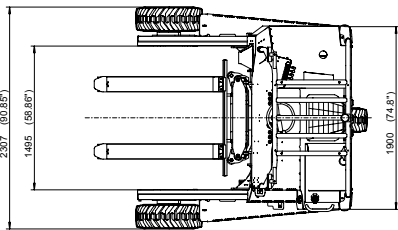
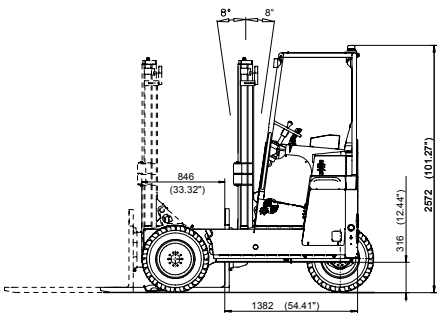
- Strong lifting power
- Robust and Durable

Potential applications

- Building materials
- Scaffolding
- Recycling



CR 253 PLS



Load capacity	2500 kg/600 mm
Load capacity with PLS	1500 kg/1800 mm
Engine	3-cyl. diesel engine
Lift height	up to 3650 mm
Dead weight	2390 kg (without forks)

Features

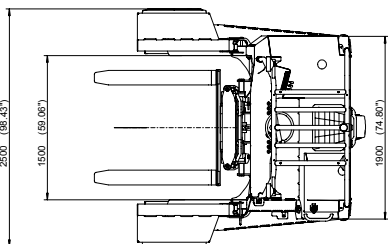
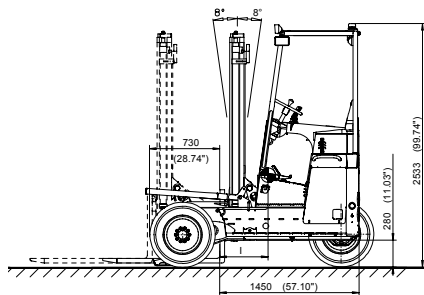
- One-sided unloading of heavy items

Potential applications

- Plasterboard / Interior Building Products
- Horticultural supplies
- Roofing Materials



CR 253 4W



Load capacity	2500 kg/600 mm
Engine	4-cyl. diesel engine
Lift height	up to 3670 mm
Dead weight	2490 kg (without forks)

Features

- Manoeuvrable and flexible
- 4 way steering / side loader ability

Potential applications

- Marquee Hire
- Industrial fencing
- Timber
- Scaffolding



STRONG AND RELIABLE FOR YOUR NEEDS





KP-CRRANGEM3+EN

Forklifts shown in the leaflet are partially optional equipped and do not always correspond to the standard version. Country-specific regulations must be observed. Dimensions may vary. Subject to technical changes, errors and translation mistakes.